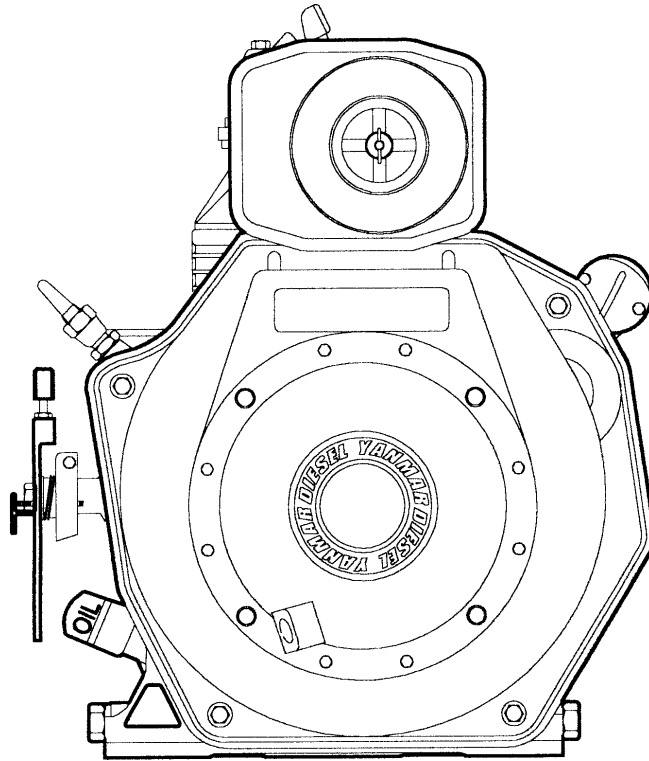


**ARMY TM 9-2815-257-24P  
AIR FORCE TO 38G1-128-4  
MARINE CORPS TM 10155A/2815-24P/4**

---

**TECHNICAL MANUAL**

**UNIT, DIRECT SUPPORT AND  
GENERAL SUPPORT MAINTENANCE  
REPAIR PARTS AND SPECIAL TOOLS LIST FOR**



**DIESEL ENGINE  
MODEL L70AE-DEGFR  
(NSN: 2815-01-465-5993) (EIC: N/A)**

Approved for public release; distribution is unlimited.

---

**DEPARTMENTS OF THE ARMY AND THE AIR FORCE AND  
HEADQUARTERS, MARINE CORPS**

**1 APRIL 2001  
PCN 182 101553 00**



**LIST OF EFFECTIVE PAGES**

INSERT LATEST CHANGED PAGES, DESTROY SUPERSEDED PAGES

NOTE: The portion of the text affected by the changes is indicated by a vertical line in the outer margins of the page. Changes to illustrations are indicated by miniature pointing hands. Changes to wiring diagrams are indicated by shaded areas.

**Dates of issue for original and changed pages are:**

Original.....0 .....1 April 2001

Page No.	* Change No.	Page No.	* Change No.	Page No.	* Change No.
Cover .....	0				
A/B..blank.....	0				
i-ii.....	0				
introduction (sheets 1-8) .	0				
Figure 1 (3 sheets).....	0				
1-1 thru 1-2.....	0				
Figure 2 (1 sheet).....	0				
2-1.....	0				
Figure 3 (1 sheet).....	0				
3-1.....	0				
Figure 4 (1 sheet).....	0				
4-1.....	0				
Figure 5 (1 sheet).....	0				
5-1.....	0				
Figure 6 (1 sheet).....	0				
6-1.....	0				
Figure 7 (1 sheet).....	0				
7-1.....	0				
Figure 8 (1 sheet).....	0				
8-1.....	0				
Figure 9 (1 sheet).....	0				
9-1.....	0				
Figure 10 (1 sheet) .....	0				
10-1.....	0				
I-1 thru I-10.....	0				

\* Zero in this column indicates an original page.



UNIT, DIRECT SUPPORT, AND GENERAL SUPPORT MAINTENANCE  
 REPAIR PARTS AND SPECIAL TOOLS LIST

DIESEL ENGINE ASSEMBLY  
 MODEL L70AE-DEGFR  
 (NSN: 2815-01-465-5993) (EIC: N/A)

Current as of 15 February 2001

**REPORTING ERRORS AND RECOMMENDING IMPROVEMENTS**

You can help improve this manual. If you find any mistakes, or if you know of a way to improve the procedures, please let us know. Mail your letter, DA Form 2028 (Recommended Changes to Publications and Blank Forms) or DA Form 2028-2 located in back of this manual directly to: Commander, US Army Communications-Electronics Command and Fort Monmouth, ATTN: AMSEL-LC-LEO-D-CS-CFO, Fort Monmouth, New Jersey 07703-5006. The fax number is 732-532-1413, DSN 992-1413. You may also e-mail your recommendations to AMSEL-LC-LEO-PUBS-CHG@mail1.monmouth.army.mil

For Air Force, submit AFTO Form 22 (Technical Order System Publication Improvement Report and Reply) in accordance with paragraph 6-5, Section VI, TO 00-5-1. Forward direct to prime ALC/MST.

For Navy, mail comments to the Commander, Space and Naval Warfare Systems Command, ATTN: SPAWAR 8122, Washington, DC 20363-5100.

Marine Corps units, submit NAVMC 10772 (Recommended Changes to Technical Publications) to: Commanding General, Marine Corps Logistics Base (Code 850), Albany, Georgia 31704-5000.

In any case, we will send you a reply.

**TABLE OF CONTENTS**

<u>Group / Figure</u>	<u>Title</u>	<u>Page</u>
GROUP 00	ENGINE, DIESEL	
Figure 1	Diesel Engine .....	1-1
GROUP 01	CYLINDER BLOCK	
Figure 2	Cylinder Block .....	2-1
GROUP 0101	CRANKSHAFT	
Figure 3	Crankshaft.....	3-1

TABLE OF CONTENTS - continued

<u>Group / Figure</u>	<u>Title</u>	<u>Page</u>
GROUP 0102 Figure 4	BALANCER SHAFT ASSEMBLY Balancer Shaft Assembly	4-1
GROUP 0103 Figure 5	CAMSHAFT ASSEMBLY Camshaft Assembly .....	5-1
GROUP 0104 Figure 6	PISTON AND CONNECTING ROD Piston and Connecting Rod.....	6-1
GROUP 0105 Figure 7	CYLINDER HEAD Cylinder Head .....	7-1
GROUP 010501 Figure 8	ROCKER ARM ASSEMBLY Rocker Arm Assembly .....	8-1
GROUP 02 Figure 9	AIR CLEANER ASSEMBLY Air Cleaner Assembly .....	9-1
GROUP 03 Figure 10	OIL PUMP AND FILTER Oil Pump and Filter.....	10-1
GROUP 04 Figure 11	INJECTION PUMP ASSEMBLY Injection Pump Assembly .....	11-1

## UNIT, DIRECT SUPPORT, AND GENERAL SUPPORT MAINTENANCE REPAIR PARTS AND SPECIAL TOOLS LIST

### SECTION 1. INTRODUCTION

#### 1. SCOPE.

This RPSTL lists and authorizes spares and repair parts; special tools; special test, measurement, and diagnostic equipment (TMDE); and other special support equipment required for performance of unit, direct support, and general support maintenance of the diesel engine. It authorizes the requisitioning, issue, and disposition of spares, repair parts, and special tools as indicated by the source, maintenance and recoverability (SMR) codes.

#### 2. GENERAL.

In addition to Section I, Introduction, this Repair Parts and Special Tools List is divided into the following sections:

a. Section II. Repair Parts List. A list of spares and repair parts authorized by this RPSTL for use in the performance of maintenance. The list also includes parts which must be removed for replacement of the authorized parts. Parts lists are composed of functional groups in ascending figure and item number sequence. Bulk materials are listed in item name sequence. Repair parts kits are listed separately in their own functional group within Section II. Repair parts for repairable special tools are also listed in this section. Items listed are shown on the associated illustration(s)/figure(s).

b. Section III. Special Tools List. A list of special tools, special TMDE, and other special support equipment authorized by this RPSTL (as indicated by Basis of Issue (BOI) information in DESCRIPTION AND USABLE ON CODE column) for the performance of maintenance.

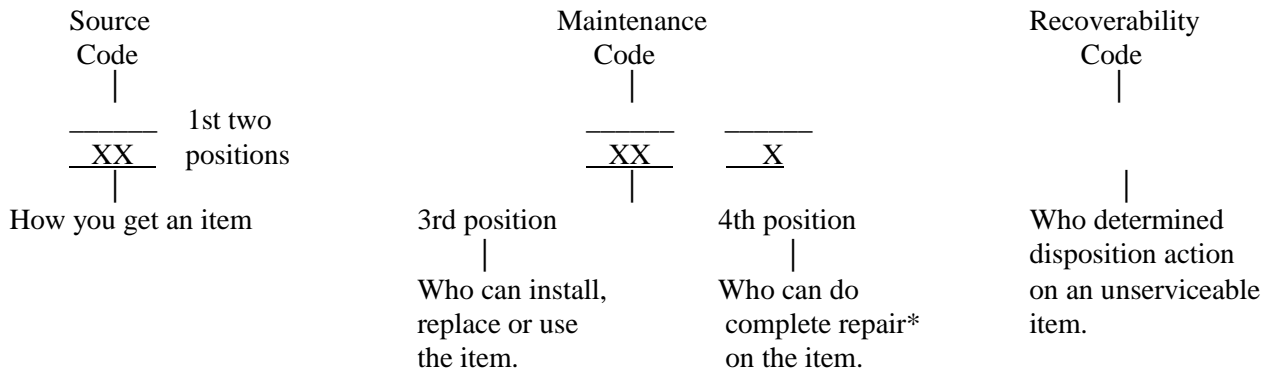
c. Section IV. National Stock Number and Part Number Index. A list, in National Item Identification Number (NIIN) sequence, of all national stock numbered items appearing in the listing, followed by a list in alphanumeric sequence of all part numbers appearing in the listings. National stock numbers and part numbers are cross-referenced to each illustration figure and item number appearance.

#### 3. EXPLANATION OF COLUMNS (SECTIONS II AND III).

a. ITEM NO. (Column - (1)). Indicates the number used to identify items called out in the illustration.

b. SMR CODE (Column (2)). The Source, Maintenance, and Recoverability (SMR) code is a 5-position code containing supply/requisitioning information, maintenance category authorization criteria, and disposition instruction, as shown in the following breakout:

**ARMY TM 9-2815-257-24P**  
**AIR FORCE TO 38G1-128-4**  
**MARINE CORPS TM 10155A/2815-24P/4**



\* Complete Repair: Maintenance capacity, capability, and authority to perform all corrective maintenance tasks of the "Repair" function in a use/user environment in order to restore serviceability to a failed item.

(1) Source Code. The source code tells you how to get an item needed for maintenance, repair, or overhaul of an end item/equipment. Explanations of source codes follows:

<u>Code</u>	<u>Explanation</u>
PA	
PB	Stocked items; use the applicable NSN to request/requisition items with these source codes.
PC**	They are authorized to the category indicated by the code entered in the 3rd position of the SMR code.
PD	
PE	
PF	
PG	** <b>NOTE:</b> Items coded PC are subject to deterioration.

<u>Code</u>	<u>Explanation</u>
KD	Items with these codes are not to be requested/requisitioned individually. They are part of a kit which is authorized to the maintenance category indicated in the 3rd position of the SMR code. The complete kit must be requisitioned and applied.
KF	
KB	

<u>Code</u>	<u>Explanation</u>
MO (Made at org or unit category)	Items with these codes are not to be requested/requisitioned individually. They must be made from bulk material which is identified by the part number in the DESCRIPTION AND USABLE ON CODE (UOC) column and listed in the Bulk Material group of the repair parts list in this RPSTL. If the item is authorized to you by the 3rd position code of the SMR code, but the source code indicates it is made at a higher category, order the item from the higher category of maintenance.
MF (Made at DS category)	
MH (Made at GS Category)	
ML (Made at Specialized Repair Activity (SRA))	
MD (Made at Depot)	

<u>Code</u>	<u>Explanation</u>
AO (Assembled by org or unit category)	Items with these codes are not to be requested/requisitioned individually. The parts that make up the assembled item must be



AF	(Assembled by DS category)	requisitioned or fabricated and assembled at the category of maintenance indicated by the source code. If the 3rd position code of the SMR authorizes you to replace the item, but the source code indicates the item is assembled at a higher category, order the item from the higher category of maintenance.
AH	(Assembled by GS Category)	
AL	(Assembled by SRA)	
AD	(Assembled by Depot)	

<u>Code</u>	<u>Explanation</u>
-------------	--------------------

XA	--	Do not requisition a “XA”-coded item. Order its next higher assembly. (Also, refer to the NOTE below.)
XB	--	If an “XB” item is not available from salvage, order it using the FSCM and part number given.
XC	--	Installation drawing, diagram, instruction sheet, field service drawing, that is identified by manufacturer's part number.
XD	--	Item is not stocked. Order a “XD”-coded item through normal supply channels using the FSCM and part number given, if no NSN is available.

**NOTE:** Cannibalization or controlled exchange, when authorized, may be used as a source of supply for items with the above source codes, except for those source coded “XA” or those aircraft support items restricted by requirements of AR 700-42.

(2) Maintenance Code. Maintenance codes tell you the category (s) of maintenance authorized to USE and REPAIR support items. The maintenance codes are entered in the 3rd and 4th positions of the SMR Code as follows:

(a) The maintenance code entered in the 3rd position tells you the lowest maintenance category authorized to remove, replace, and use an item. The maintenance code entered in the 3rd position will indicate authorization to one of the following categories of maintenance.

<u>Code</u>	<u>Application/Explanation</u>
C	-- Crew or operator maintenance done within organization or unit maintenance.
O	-- Organizational or unit category can remove, replace, and use the item.
F	-- Direct support or intermediate category can remove, replace, and use the item.
H	-- General support category can remove, replace, and use the item.
L	-- Specialized repair activity can remove, replace, and use the item.
D	-- Depot category can remove, replace, and use the item.

(b) The maintenance code entered in the 4th position tells whether or not the item is to be repaired and identifies the lowest maintenance category with the capability to do complete repair (i.e., perform all authorized repair functions).

**NOTE:**

Some limited repair may be done on the item at a lower category of maintenance, if authorized by the Maintenance Allocation Chart (MAC) and SMR Codes. This position will contain one of the following maintenance codes.

Maintenance <u>Code</u>	<u>Application/Explanation</u>
O --	Organizational or unit is the lowest category that can do complete repair of the item.
F --	Direct support or intermediate is the lowest category that can do complete repair of the item.
H --	General support is the lowest category that can do complete repair of the item.
L --	Specialized repair activity (designate the specialized repair activity) is the lowest category that can do complete repair of the item.
D --	Depot is the lowest category that can do complete repair of the item.
Z --	Nonrepairable. No repair is authorized.
B --	No repair is authorized. (No parts or special tools are authorized for the maintenance of a "B" coded item). However, the item may be reconditioned by adjusting, lubricating, etc., at the user category.

(3) Recoverability Code. Recoverability codes are assigned to items to indicate the disposition action on unserviceable items. The recoverability code is entered in the 5th position of the SMR Code as follows:

Recoverability <u>Code</u>	<u>Application/Explanation</u>
Z --	Nonrepairable item. When unserviceable, condemn and dispose of the item at the category of maintenance shown in 3rd position of SMR Code.
O --	Repairable item. When uneconomically repairable, condemn and dispose of the item at organizational or unit category.
F --	Repairable item. when uneconomically repairable, condemn and dispose of the item at the direct support or intermediate category.
H --	Repairable item. when uneconomically repairable, condemn and dispose of the item at the general support category.

Recoverability <u>Code</u>	<u>Application/Explanation</u>
D --	Repairable item. When beyond lower category repair capability, return to depot. Condemnation and disposal of item not authorized below depot category.
L --	Repairable item. Condemnation and disposal not authorized below specialized repair activity (SRA).
A --	Item requires special handling or condemnation procedures because of specific reasons (e.g., precious metal content, high dollar value, critical material, or hazardous material). Refer to appropriate manuals/directives for specific instructions.

c. CAGEC (Column (3)). The Commercial and Government Entity Code (CAGEC) is a 5-digit numeric code which is used to identify the manufacturer, distributor, or government agency, etc., that supplies the item.

d. PART NUMBER (Column (4)). Indicates the primary number used by the manufacturer (individual, company" firm, corporation, or Government activity), which controls the design and characteristics of the item by means of its engineering drawings, specifications standards, and inspection requirements to identify an item or range of items.

**NOTE:** When you use a NSN to requisition an item, the item you receive may have a different part number from the part ordered.

e. DESCRIPTION AND USABLE ON CODE (UOC) (Column (5)). This column includes the following information:

- (1) The Federal item name and, when required, a minimum description to identify the item.
- (2) Items that are included in kits and sets are listed below the name of the kit or set.
- (3) Spare/repair parts that make up an assembled item are listed immediately following the assembled item line entry.
- (4) Part numbers for bulk materials are referenced in this column in the line item entry for the item to be manufactured/fabricated.
- (5) When the item is not used with all serial numbers of the same model, the effective serial numbers are shown on the last line(s) of the description (before UOC).
- (6) The UOC, when applicable (see paragraph 5, Special Information).
- (7) In the Special Tools List section, the Basis of Issue (BOI) appears as the last line(s) in the entry for each special tool, special TMDE, and other special support equipment. When density of equipments supported exceeds density spread indicated in the BOI, the total authorization is increased proportionately.
- (8) The statement "END OF FIGURE" appears just below the last item description in Column 5 for a given figure in Section II.

f. QTY (Column (6)). The QTY (quantity per figure column) indicates the quantity of the item used in the breakout shown on the illustration figure, which is prepared for a functional group, subfunctional group, or an assembly. A "V" appearing in this column in lieu of a quantity indicates that the quantity is variable and that the quantity may vary from application to application.

#### **4. EXPLANATION OF COLUMNS (SECTION IV).**

a. National Stock Number (NSN) Index.

(1) STOCK NUMBER Column. This column lists the NSN by National Item Identification Number (NIIN) sequence. The NIIN consists of the last nine digits of the NSN.

\_\_\_\_\_ NSN  
( xxxx - xx - xxx - xxxx )  
NIIN

When using this column to locate an item, ignore the first 4 digits of the NSN. However, the complete NSN should be used when ordering items by stock number.

(2) FIG. Column. This column lists the number of the figure where the item is identified/located. The figures are in numerical order in Section II and Section III.

(3) ITEM Column. The item number identifies the item associated with the figure listed in the adjacent FIG. Column. This item is also identified by the NSN listed on the same line.

b. Part Number Index. Part numbers in this index are listed by part number in ascending alphanumeric sequence (i.e., vertical arrangement of letter and number combination which places the first letter or digit of each group in order A through Z, followed by numbers 0 through 9 and each following letter or digit in like order).

(1) CAGEC Column. The Commercial and Government Entity Code (CAGEC) is a 5-digit numeric code used to identify the manufacturer, distributor, or Government agency, etc., that supplies the item.

(2) PART NUMBER Column. Indicates the primary number used by the manufacturer (individual, firm, corporation, or Government activity) , which controls the design and characteristics of the item by means of its engineering drawings, specifications standards, and inspection requirements to identify an item or range of items.

(3) STOCK NUMBER Column. This column lists the *NSN* for the associated part number and manufacturer identified in the PART NUMBER and FSCM columns to the left.

(4) FIG. Column. This column lists the number of the figure where the item is identified/located in Section II and III.

(5) ITEM Column. The item number is that number assigned to the item as it appears in the figure referenced in the adjacent figure number column.

**5. SPECIAL INFORMATION.** Use the following subparagraphs as applicable:

a. Usable on Code. The usable on code appears in the lower left corner of the Description column heading. Usable on codes are shown as “UOC: . . .” under the applicable item description/nomenclature. Uncoded items are applicable to all models. Identification of the usable on codes used in the RPSTL are:

<u>Code</u>	<u>Used On</u>
23W	Diesel Engine, Model L70AE-DEGFR

b. Fabrication Instructions. Bulk materials required to manufacture items are listed in the Bulk Material Functional Group of this RPSTL. Part numbers for bulk materials are also referenced in the description column of the line item entry for the item to be manufactured/fabricated. Detailed fabrication instructions for item source codes to be manufactured or fabricated are found in TM 9-2815-257-24.

c. Assembly Instruction. Detailed assembly instructions for items source coded to be assembled from component spare/repair parts are found in TM 9-2815-257-24. Items that make up the assembly are listed immediately following the assembly item entry or reference is made to an applicable figure.

- d. Kits. Line item entries for repair parts kits appear throughout Section II.
- e. Associated Publications. The publication(s) listed below pertain to this engine and its components:

<u>Publication</u>	<u>Short Title</u>
TM 9-2815-257-24	Maintenance Manual, Diesel Engine, Model L70AE-DEGFR

## 6. HOW TO LOCATE REPAIR PARTS.

- a. When National Stock Number or Part Number is Not Known.

(1) First. Using the Table of Contents, determine the assembly group or subassembly group to which the item belongs. This is necessary since figures are prepared for assembly groups and subassembly groups, and listings are divided into the same groups.

(2) Second. Find the figure covering the assembly group or subassembly group to which the item belongs.

(3) Third. Identify the item on the figure and note the item number.

(4) Fourth. Refer to the Repair Parts List for the figure to find the part number for the item number noted on the figure.

(5) Fifth. Refer to the Part Number Index to find the NSN, if assigned.

- b. When National Stock Number or Part Number is Known.

(1) First. Using the Index of National Stock Numbers and Part Numbers, find the pertinent National Stock Number or Part Number. The NSN index is in National Item Identification Number (NIIN) sequence (see 4. a (1)) . The part numbers in the Part Number index are listed in ascending alphanumeric sequence (see 4.b). Both indexes cross-reference you to the illustration figure and item number of the item you are looking for.

(2) Second. After finding the figure and item number, verify that the item is the one you're looking for, then locate the item number in the repair parts list for the figure.

**7. ABBREVIATIONS.**

<u>Abbreviations</u>	<u>Explanation</u>
BOI	Basis of Issue
DS	Direct Support
GS	General Support
MAC	Maintenance Allocation Chart
NIIN	National Item Identification Number (consists of the last 9-digits of the NSN)
NSN	National Stock Number
RPSTL	Repair Parts and Special Tools List
SMR	Source, Maintenance and Recoverability Codes
SRA	Special Repair Activity
TMDE	Test, Measurement and Diagnostic Equipment
UOC	Usable on Code

**This page intentionally left blank**

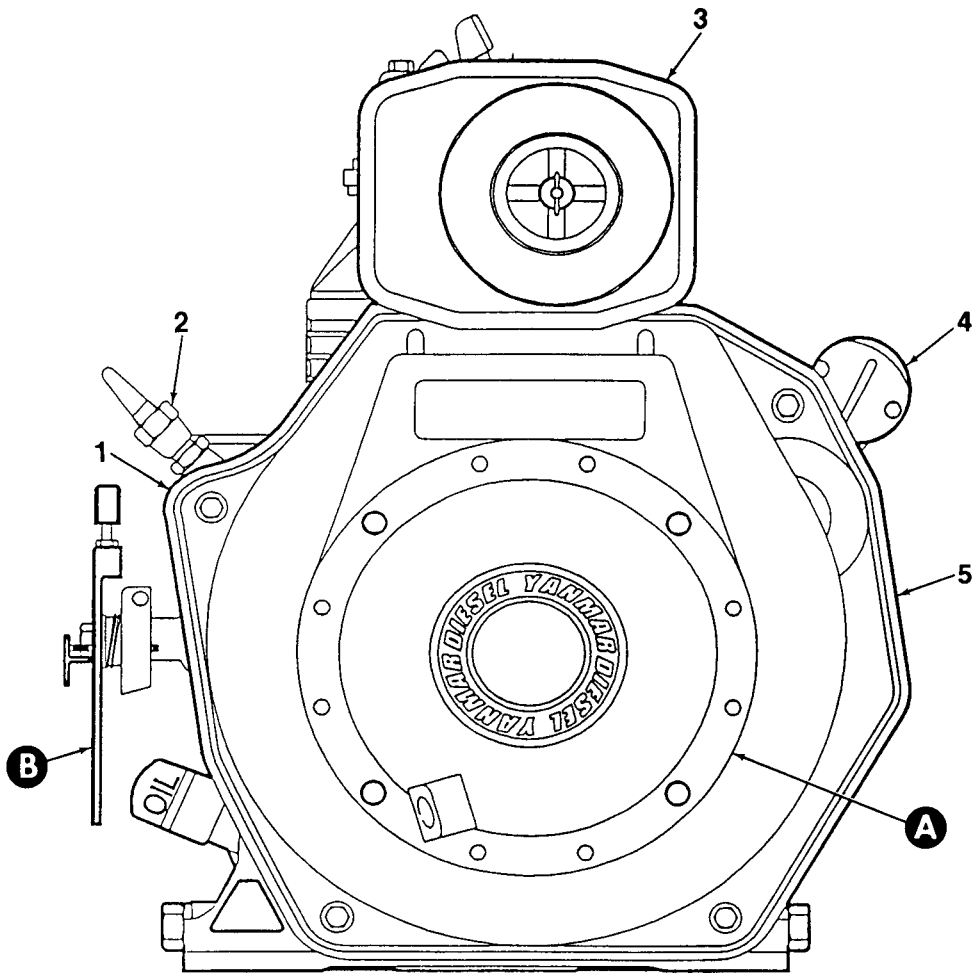


Figure 1. Diesel Engine (Sheet 1 of 3)



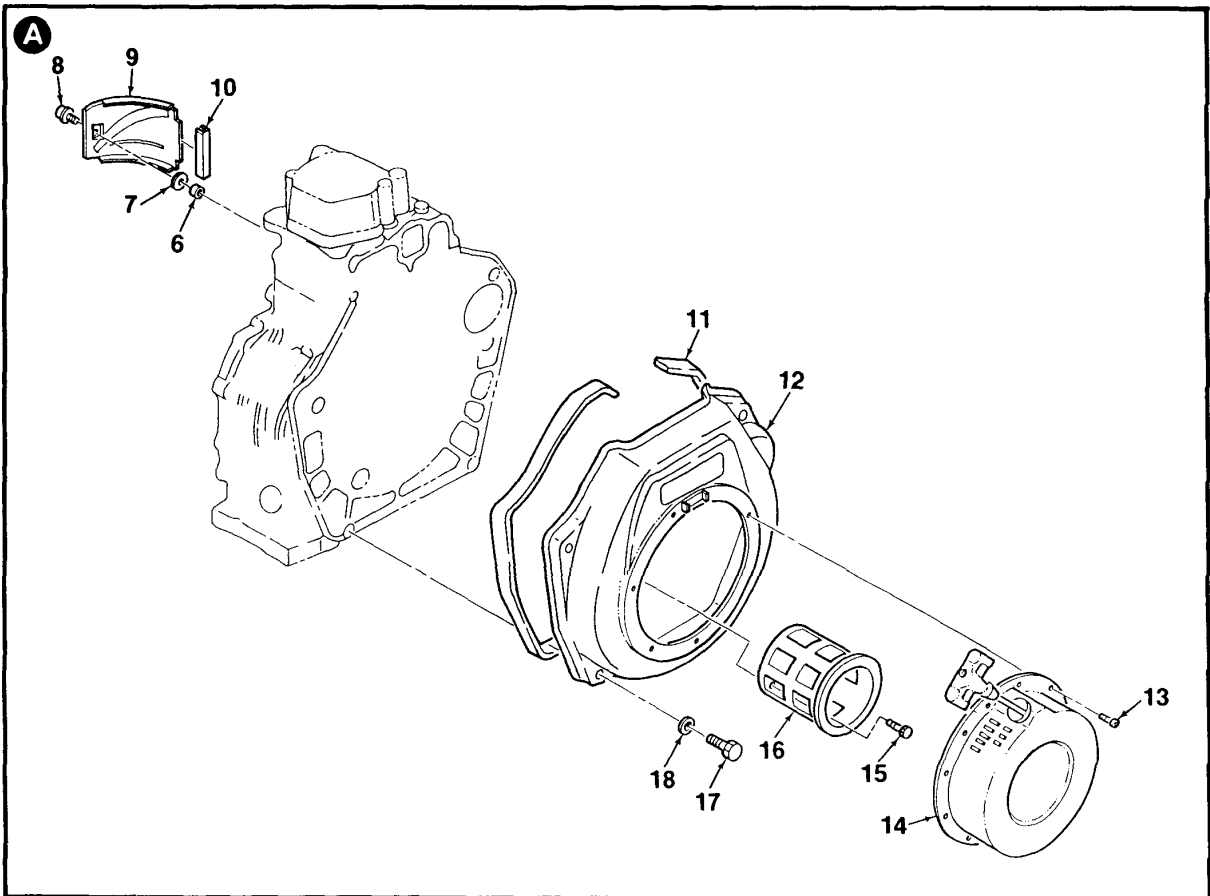


Figure 1. Diesel Engine (Sheet 2 of 3)

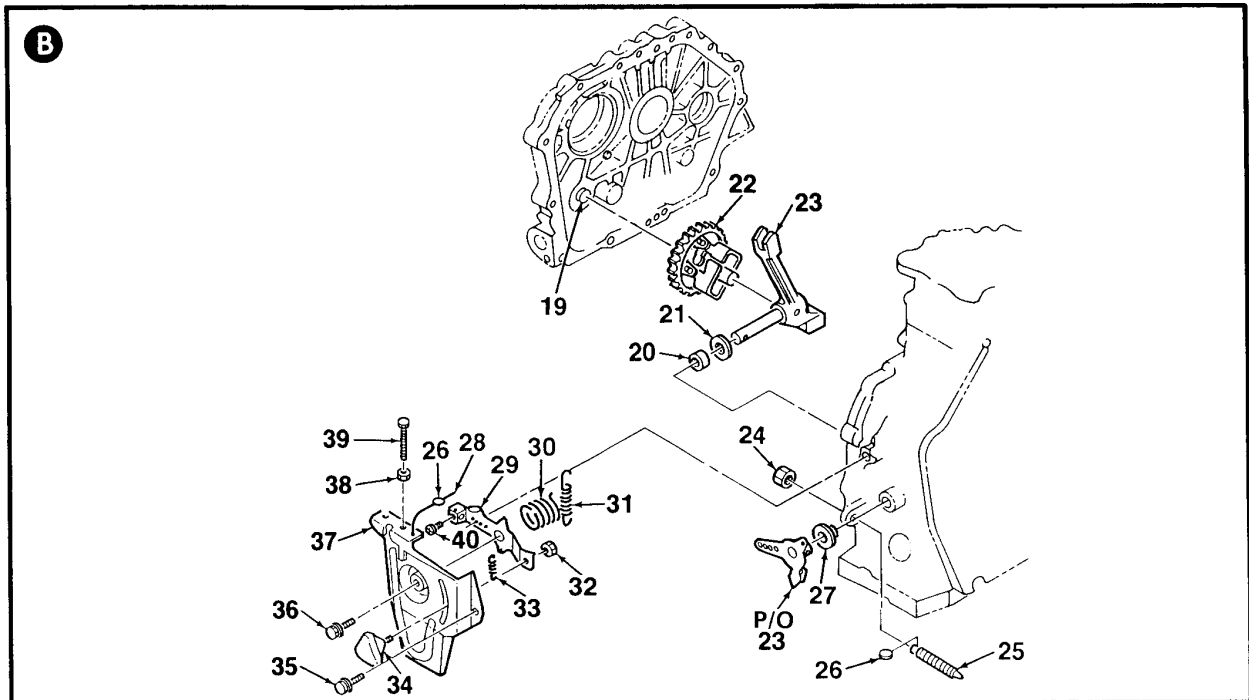


Figure 1. Diesel Engine (Sheet 3 of 3)

**ARMY TM 9-2815-257-24P  
AIR FORCE TO 38G1-128-4  
MARINE CORPS TM 10155A/2815-24P/4**

(1) ITEM NO	ARMY	(2) SMR CODE AIR FORCE	USMC	(3) CAGEC	(4) PART NUMBER	(5) DESCRIPTION AND USABLE ON CODE (UOC)	(6) QTY
GROUP 00 ENGINE, DIESEL FIGURE 1 DIESEL ENGINE							
1	XBOHH	XB	XBOHH	S4163	L70AE-DEGFR	ENGINE.....	1
2	PAFHH	PA000	PAFFF	S4163	714870-51700	PUMP, INJECTION, FUEL..... (REFER TO FIG. 11 FOR PARTS BREAKDOWN)	1
3	XB000	XB	XB000	S4163	114250	AIR CLEANER ASSEMBL..... (REFER TO FIG. 9 FOR PARTS BREAKDOWN)	1
4	PAFZZ	PAOZZ	PAFZZ	OAK42	114362-77010	STARTER, ENGINE, ELEC.....	1
5	XBFFF	XB	XBFFF	S4163	714871	CYLINDER BLOCK..... (REFER TO FIG. 2 FOR PARTS BREAKDOWN)	1
6	PAFZZ	PAOZZ	PAFZZ	OAK42	114350-45340	COLLAR, SHAFT.....	1
7	PAFZZ	PAOZZ	PAFZZ	S4163	183720-55210	GROMMET.....	1
8	PAOZZ	PAOZZ	PAOZZ	S4163	26476-060202	SCREW, HEX HEAD.....	1
9	XBOZZ	XB	XBOZZ	S4163	114870-45200	COVER.....	1
10	PAOZZ	PAOZZ	PAOZZ	OAK42	114350-45320	SEAL, NONMETALLIC RO.....	1
11	PAOZZ	PAOZZ	PAOZZ	S4163	114250-45330	SEAL.....	1
12	XBOZZ	XB	XBOZZ	S4163	114360-45101	HOUSING, FLYWHEEL.....	1
13	PAOZZ	PAOZZ	PAOZZ	S4163	26106-060082	SCREW, HEX HEAD.....	4
14	XBOZZ	XB	XBOZZ	S4163	714880-76820	RECOIL STARTER ASSE.....	1
15	PAOZZ	PAOZZ	PAOZZ	S4163	114250-76610	HOLDER, PLUNGER.....	1
16	XBOZZ	XB	XBOZZ	S4163	114250-76600	PLUNGER.....	1
17	PAOZZ	PAOZZ	PAOZZ	S4163	26476-060252	SCREW, HEX HEAD.....	5
18	PAOZZ	PAOZZ	PAOZZ	S4163	160120-76940	WASHER, FLAT.....	5
19	XBFFF	XB	XBFFF	S4163	114250-01L	OIL PUMP AND FILTER..... (REFER TO FIG. 10 FOR PARTS BREAKDOWN)	1
20	PAFZZ	PAOZZ	PAFZZ	S4163	121450-61520	BEARING, NEEDLE.....	1
21	PAFZZ	PAOZZ	PAFZZ	S4163	22137-080000	WASHER, FLAT.....	1
22	PAFZZ	PAOZZ	PAFZZ	S4163	714770-61700	GOVERNOR, DIESEL ENG.....	1
23	PAFZZ	PAOZZ	PAFZZ	S4163	714350-61500	LEVER ASSEMBLY, GOVE.....	1
24	PAFZZ	PAOZZ	PAFZZ	S4163	26696-100002	NUT, HEX.....	1
25	PAFZZ	PAOZZ	PAFZZ	S4163	114250-66550	SPRING ASSEMBLY.....	1
26	PAFZZ	PAOZZ	PAFZZ	S4163	135210-61090	LEAD.....	2
27	PAFZZ	PAOZZ	PAFZZ	S4163	114250-61900	BUSH, THRUST.....	1
28	PAFZZ	PAOZZ	PAFZZ	S4163	22451-060000	WIRE.....	2
29	XBFZZ	XB	XBFZZ	S4163	114250-66050	HANDLE, MANUAL CONTR.....	1
30	PAFZZ	PAOZZ	PAFZZ	S4163	114252-66252	SPRING, HELICAL, EXTE.....	1
31	PAFZZ	PAOZZ	PAFZZ	S4163	114870-66010	SPRING.....	1
32	PAFZZ	PAOZZ	PAFZZ	S4163	26346-060002	NUT, HEX.....	1
33	PAFZZ	PAOZZ	PAFZZ	S4163	114250-66200	SPRING.....	1
34	XBFZZ	XB	XBFZZ	S4163	160725-78350	KNOB.....	1

**ARMY TM 9-2815-257-24P  
 AIR FORCE TO 38G1-128-4  
 MARINE CORPS TM 10155A/2815-24P/4**

(1)	(2)		(3)	(4)	(5)	(6)	
ITEM	SMR CODE			PART	DESCRIPTION AND		
NO	ARMY	AIR FORCE	USMC	CAGEC	NUMBER	USABLE ON CODE (UOC)	QTY
35	PAFZZ	PAOZZ	PAFZZ	S4163	26476-060142	SCREW, HEX HEAD. ....	1
36	PAFZZ	PAOZZ	PAFZZ	S4163	26106-060202	SCREW, HEX HEAD. ....	1
37	XBFZZ	XB	XBFZZ	S4163	714268-66500	BRACKET ASSEMBLY, REGULATOR. ....	1
38	PAFZZ	PAOZZ	PAFZZ	S4163	26756-060002	NUT, SELF-LOCKING, HE. ....	2
39	PAFZZ	PAOZZ	PAFZZ	S4163	114250-66440	SCREW, HEX HEAD. ....	1
40	PAFZZ	PAOZZ	PAFZZ	S4163	102100-67080	SCREW, HEX HEAD. ....	1

END OF FIGURE

**This page intentionally  
left blank**

ARMY TM 9-2815-257-24P  
AIR FORCE TO 38G1-128-4  
MARINE CORPS TM 10155A/2815-24P/4

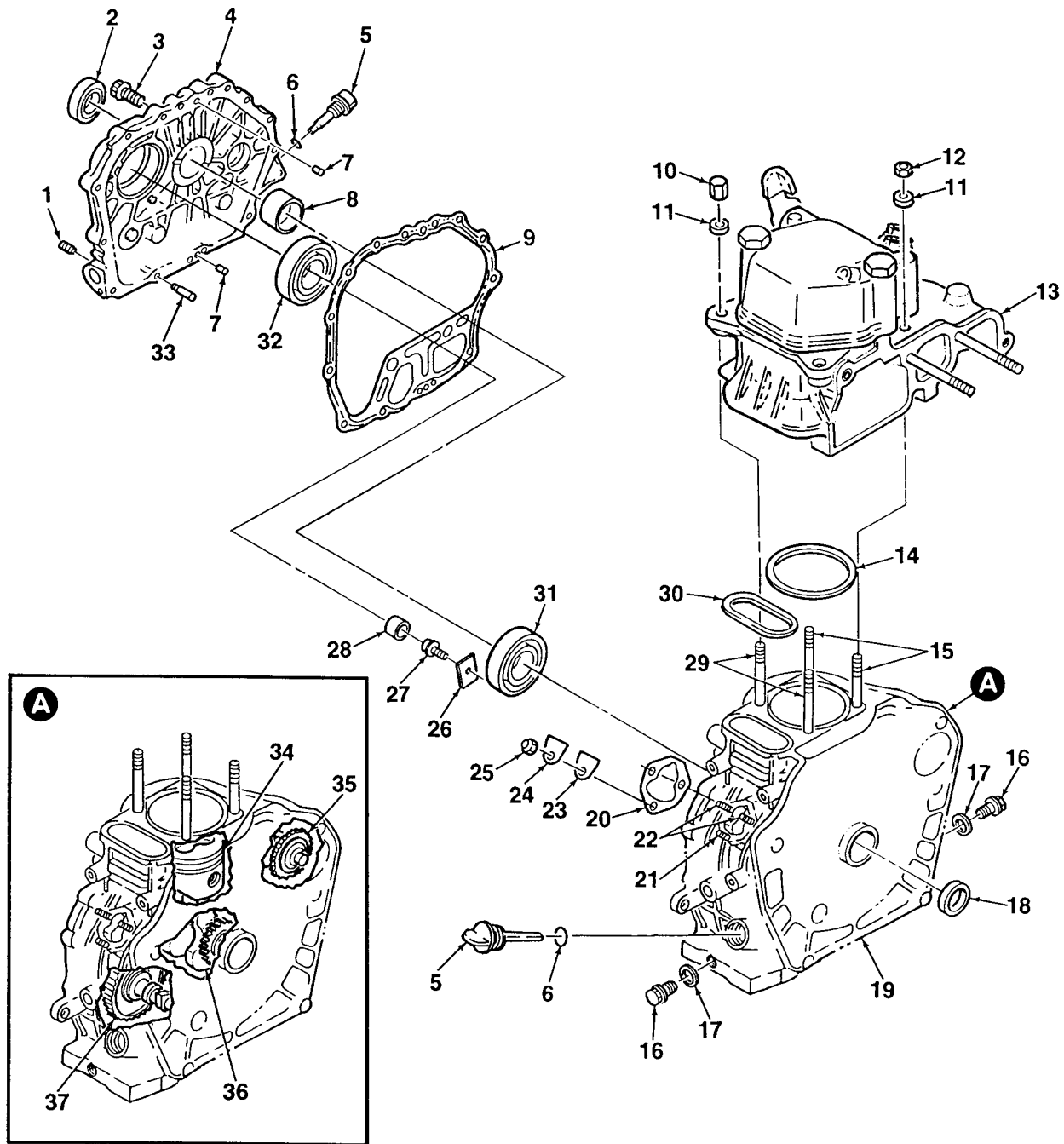


Figure 2. Cylinder Block

**ARMY TM 9-2815-257-24P  
AIR FORCE TO 38G1-128-4  
MARINE CORPS TM 10155A/2815-24P/4**

(1) ITEM NO	(2) SMR CODE AIR FORCE	(2) SMR CODE USMC	(3) CAGEC	(4) PART NUMBER	(5) DESCRIPTION AND USABLE ON CODE (UOC)	(6) QTY
GROUP 01 CYLINDER BLOCK FIGURE 2 CYLINDER BLOCK						
1	PAFZZ	PAOZZ	PAFZZ	15852	23871-010000	PLUG, THREADED.....1
2	PAFZZ	PAOZZ	PAFZZ	OAK42	160110-02220	SEAL, OIL.....1
3	PAFZZ	PAOZZ	PAFZZ	OAK42	26106-080352	SCREW, HEX HEAD.....15
4	XBFZZ	XB	XBFZZ	S4163	114360-01453	COVER, CRANKCASE.....1
5	PAOZZ	PAOZZ	PAOZZ	S4163	160910-01740	GAUGE, FLUID LEVEL.....1
6	PAOZZ	PAOZZ	PAOZZ	S4163	24311-000180	O-RING.....1
7	PAFZZ	PAOZZ	PAFZZ	OAK42	22312-080120	PIN, STRAIGHT, HEADLE.....2
8	PAFZZ	PAOZZ	PAFZZ	S4163	114350-02100	BEARING.....1
9	PAFZZ	PAOZZ	PAFZZ	S4163	114350-01412	GASKET.....1
10	PAFZZ	PAOZZ	PAFZZ	S4163	114350-01220	NUT, HEX.....2
11	PAFZZ	PAOZZ	PAFZZ	S4163	105225-01240	WASHER, FLAT.....2
12	PAFZZ	PAOZZ	PAFZZ	S4163	114350-01250	NUT, HEX.....2
13	XBFHH	XB	XBFHH	S4163	114350	CYLINDER HEAD ASSEM.....1 (REFER TO FIG. 7 FOR PARTS BREAKDOWN)
14	PAFZZ	PAOZZ	PAFZZ	S4163	114870-01340	GASKET.....1
15	PAFZZ	PAOZZ	PAFZZ	S4163	114350-01210	STUD.....2
16	PAOZZ	PAOZZ	PAOZZ	S4163	105425-01690	PLUG, THREADED.....2
17	PAOZZ	PAOZZ	PAOZZ	OAK42	43400-500490	WASHER, SEAL.....2
18	PAFZZ	PAOZZ	PAFZZ	OAK42	160110-02220	SEAL, OIL.....1
19	XBHZZ	XB	XBHZZ	S4163	714871-01560	BLOCK, CYLINDER, ENGI.....1
20	PAFZZ	PAOZZ	PAFZZ	OAK42	114250-01800	SHIM SET.....1
21	PAFZZ	PAOZZ	PAFZZ	S4163	26226-060182	STUD.....1
22	PAFZZ	PAOZZ	PAFZZ	S4163	26226-060222	STUD.....2
23	PAFZZ	PAOZZ	PAFZZ	OAK42	114250-01840	GASKET.....1
24	XBFZZ	XB	XBFZZ	OAK42	114250-01830	COVER, ACCESS.....1
25	PAFZZ	PAOZZ	PAFZZ	S4163	26366-060002	NUT, HEX.....3
26	XBFZZ	XB	XBFZZ	OAK42	114250-02030	PLATE, RETAINING, BEA.....1
27	PAFZZ	PAOZZ	PAFZZ	S4163	26106-080122	SCREW, HEX HEAD.....1
28	PAFZZ	PAOZZ	PAFZZ	OAK42	24162-152112	BEARING, NEEDLE.....1
29	PAFZZ	PAOZZ	PAFZZ	S4163	114350-01200	STUD.....2
30	PAFZZ	PAOZZ	PAFZZ	S4163	114350-01380	O-RING.....1
31	PAFZZ	PAOZZ	PAFZZ	S4163	114350-02113	BEARING, BALL.....1
32	PAFZZ	PAOZZ	PAFZZ	S4163	24101-062060	BEARING, BALL.....1
33	PAFZZ	PAOZZ	PAFZZ	S4163	114250-35150	PIPE, METALLIC.....1
34	XBHHH	XB	XBHHH	S1463	714880-PISTON	PISTON ASSEMBLY.....1 (REFER TO FIG. 6 FOR PARTS BREAKDOWN)
35	XBHHH	XB	XBHHH	S4163	714870	BALANCER SHAFT ASSE.....1 (REFER TO FIG. 4 FOR PARTS BREAKDOWN)

**ARMY TM 9-2815-257-24P  
 AIR FORCE TO 38G1-128-4  
 MARINE CORPS TM 10155A/2815-24P/4**

(1)	(2)		(3)	(4)	(5)	(6)
ITEM	SMR CODE			PART	DESCRIPTION AND	QTY
NO	ARMY	AIR FORCE	USMC	CAGEC	NUMBER	USABLE ON CODE (UOC)
36	XBHHH	XB	XBHHH	S4163	714388	CRANKSHAFT.....1 (REFER TO FIG. 3 FOR PARTS BREAKDOWN)
37	XBHHH	XB	XBHHH	S4163	714880-CAM	CAMSHAFT ASSEMBLY.....1 (REFER TO FIG. 5 FOR PARTS BREAKDOWN)

END OF FIGURE



**This page intentionally  
left blank**

ARMY TM 9-2815-257-24P  
AIR FORCE TO 38G1-128-4  
MARINE CORPS TM 10155A/2815-24P/4

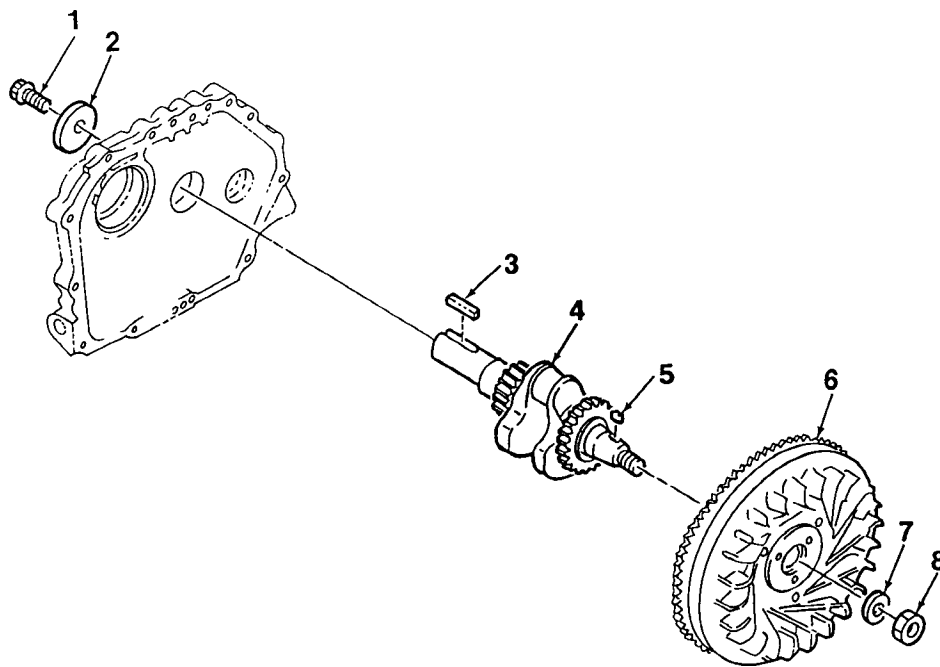


Figure 3. Crankshaft

**ARMY TM 9-2815-257-24P  
AIR FORCE TO 38G1-128-4  
MARINE CORPS TM 10155A/2815-24P/4**

(1)	(2)		(3)	(4)	(5)	(6)	
ITEM NO	ARMY	SMR CODE AIR FORCE	USMC	CAGEC	PART NUMBER	DESCRIPTION AND USABLE ON CODE (UOC)	QTY
GROUP 0101 CRANKSHAFT							
FIGURE 3 CRANKSHAFT							
1	PAHZZ	PAHZZ	PAHZZ	S4163	160842-21250	SCREW, HEX HEAD.....	1
2	PAHZZ	PAHZZ	PAHZZ	S4163	160842-21260	WASHER, FLAT.....	1
3	PAHZZ	PAHZZ	PAHZZ	S4163	160842-21150	KEY.....	1
4	XBHZZ	XB	XBHZZ	S4163	714388-21700	CRANKSHAFT ASSEMBLY.....	1
4	XBHZZ	XB	XBHZZ	S4163	714388-21740	CRANKSHAFT ASSEMBLY.....	1
4	XBHZZ	XB	XBHZZ	S4163	714388-21760	CRANKSHAFT ASSEMBLY.....	1
5	PAHZZ	PAHZZ	PAHZZ	S4163	22512-040120	KEY.....	1
6	PAHZZ	PAHZZ	PAHZZ	S4163	114881-21590	FLYWHEEL ASSEMBLY.....	1
7	PAHZZ	PAHZZ	PAHZZ	S4163	114250-21550	WASHER, FLAT.....	1
8	PAHZZ	PAHZZ	PAHZZ	S4163	103854-01221	NUT, HEX.....	1

END OF FIGURE

ARMY TM 9-2815-257-24P  
AIR FORCE TO 38G1-128-4  
MARINE CORPS TM 10155A/2815-24P/4

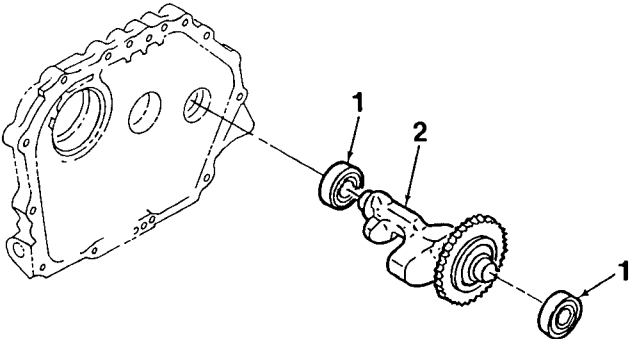


Figure 4. Balancer Shaft Assembly

**ARMY TM 9-2815-257-24P**  
**AIR FORCE TO 38G1-128-4**  
**MARINE CORPS TM 10155A/2815-24P/4**

(1)	(2)		(3)	(4)	(5)	(6)
ITEM	SMR CODE			PART	DESCRIPTION AND	
NO	ARMY	AIR	CAGEC	NUMBER	USABLE ON CODE (UOC)	QTY
		FORCE				
		USMC				
GROUP 0102 BALANCER SHAFT ASSEMBLY FIGURE 4 BALANCER SHAFT ASSEMBLY						
1	PAHZZ	PAHZZ	PAHZZ	S4163	24101-062024	BEARING, BALL.....2
2	XBHZZ	XB	XBHZZ	S4163	714870-28510	SHAFT, BALANCER.....1

END OF FIGURE

ARMY TM 9-2815-257-24P  
AIR FORCE TO 38G1-128-4  
MARINE CORPS TM 10155A/2815-24P/4

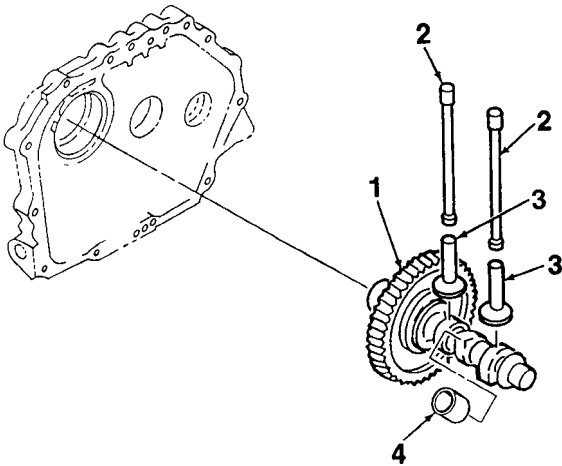


Figure 5. Camshaft Assembly

**ARMY TM 9-2815-257-24P**  
**AIR FORCE TO 38G1-128-4**  
**MARINE CORPS TM 10155A/2815-24P/4**

(1)	(2)		(3)	(4)	(5)	(6)
ITEM	SMR CODE			PART	DESCRIPTION AND	
NO	ARMY	AIR	CAGEC	NUMBER	USABLE ON CODE (UOC)	QTY
	FORCE	USMC				
<b>GROUP 0103 CAMSHAFT ASSEMBLY</b> <b>FIGURE 5 CAMSHAFT ASSEMBLY</b>						
1	XBHZZ	XB	XBHZZ	S4163	714880-14580	CAMSHAFT ASSEMBLY.....1
2	PAHZZ	PAHZZ	PAHZZ	S4163	114350-14450	ROD, PUSH.....2
3	PAHZZ	PAHZZ	PAHZZ	S4163	114250-14200	TAPPET.....2
4	PAHZZ	PAHZZ	PAHZZ	S4163	114250-14260	TAPPET.....1

END OF FIGURE

ARMY TM 9-2815-257-24P  
AIR FORCE TO 38G1-128-4  
MARINE CORPS TM 10155A/2815-24P/4

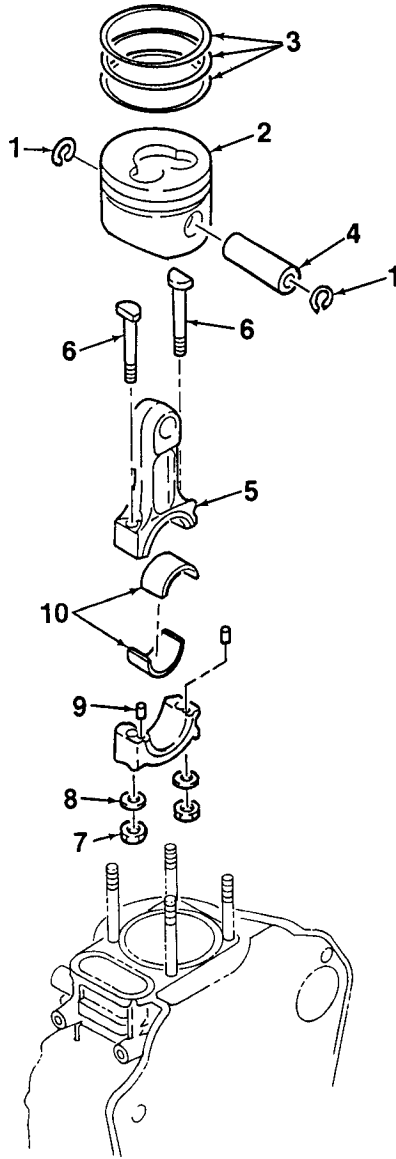


Figure 6. Piston and Connecting Rod



**ARMY TM 9-2815-257-24P  
AIR FORCE TO 38G1-128-4  
MARINE CORPS TM 10155A/2815-24P/4**

(1) ITEM NO	ARMY	(2) SMR CODE AIR FORCE	USMC	(3) CAGEC	(4) PART NUMBER	(5) DESCRIPTION AND USABLE ON CODE (UOC)	(6) QTY
GROUP 01014 PISTON AND CONNECTING ROD FIGURE 6 PISTON AND CONNECTING ROD							
1	PAHZZ	PAHZZ	PAHZZ	S4163	22252-000210	RETAINER, CIRCLIP.....	2
2	PAHHH	PAHHH	PAHHH	S4163	714880-22720	PISTON ASSEMBLY.....	1
2	PAHHH	PAHHH	PAHHH	S4163	714880-22580	PISTON ASSEMBLY, OVE.....	1
2	PAHHH	PAHHH	PAHHH	S4163	714880-22620	PISTON ASSEMBLY, OVE.....	1
3	PAHZZ	PAHZZ	PAHZZ	S4163	714870-22500	RING SET, PISTON.....	1
						(USE WITH PISTON P/N 714880-22720)	
3	PAHZZ	PAHZZ	PAHZZ	S4163	714870-22550	RING SET, OVERSIZED.....	1
						(USE WITH PISTON P/N 714870-22580)	
3	PAHZZ	PAHZZ	PAHZZ	S4163	714870-22540	RING SET, OVERSIZED.....	1
						(USE WITH PISTON P/N 714880-22620)	
4	XBHZZ	XB	XBHZZ	S4163	114350-22301	PIN, PISTON.....	1
5	PAHHH	PAHHH	PAHHH	S4163	714350-23704	ROD ASSEMBLY, CONNEC.....	1
6	PAHZZ	PAHZZ	PAHZZ	S4163	114250-23200	BOLT.....	2
7	PAHZZ	PAHZZ	PAHZZ	S4163	114250-23220	NUT, HEX.....	2
8	PAHZZ	PAHZZ	PAHZZ	S4163	114250-23250	WASHER, FLAT.....	2
9	PAHZZ	PAHZZ	PAHZZ	S4163	22312-030080	PIN, STRAIGHT, HEADLE.....	2
10	PAHZZ	PAHZZ	PAHZZ	S4163	714350-23600	BEARING.....	1
10	PAHZZ	PAHZZ	PAHZZ	S4163	714350-23610	BEARING, UNDERSIZED.....	1
10	PAHZZ	PAHZZ	PAHZZ	S4163	714350-23620	BEARING, UNDERSIZED.....	1

END OF FIGURE

ARMY TM 9-2815-257-24P  
AIR FORCE TO 38G1-128-4  
MARINE CORPS TM 10155A/2815-24P/4

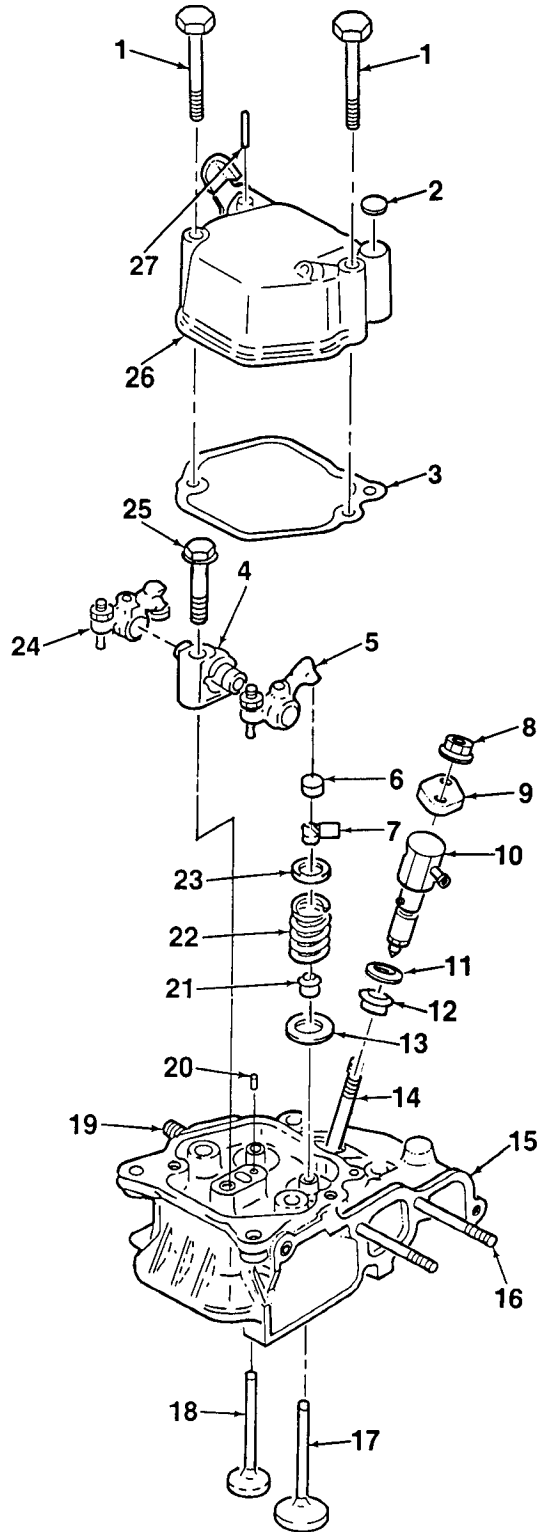


Figure 7. Cylinder Head

**ARMY TM 9-2815-257-24P  
AIR FORCE TO 38G1-128-4  
MARINE CORPS TM 10155A/2815-24P/4**

(1) ITEM NO	ARMY	(2) SMR CODE AIR FORCE	USMC	(3) CAGEC	(4) PART NUMBER	(5) DESCRIPTION AND USABLE ON CODE (UOC)	(6) QTY
GROUP 0105 CYLINDER HEAD FIGURE 7 CYLINDER HEAD							
1	PAOZZ	PAOZZ	PAOZZ	S4163	26106-060552	SCREW, HEX HEAD. ....	2
2	PAOZZ	PAOZZ	PAOZZ	S4163	129100-61850	PLUG. ....	1
3	PAOZZ	PAOZZ	PAOZZ	S4163	114250-11310	GASKET. ....	1
4	XBHZZ	XB	XBHZZ	S4163	114250-11290	SUPPORT, ROCKER ARM. ....	1
5	PAFFF	PA000	PAFFF	S4163	114250-11651	ARM ASSEMBLY, ROCKER. .... (REFER TO FIG. 8 FOR PARTS BREAKDOWN)	1
6	PAFZZ	PAOZZ	PAFZZ	S4163	105010-11490	CAP, VALVE. ....	1
7	PAHZZ	PAHZZ	PAHZZ	S4163	27310-060001	COTTER, VALVE. ....	2
8	PAOZZ	PAHZZ	PAOZZ	S4163	26366-060002	NUT, HEX. ....	2
9	PAOZZ	PAOZZ	PAOZZ	S4163	114250-11900	RETAINER. ....	1
10	PAOZZ	PAOZZ	PAOZZ	S4163	714350-53100	VALVE ASSEMBLY, FUEL. ....	1
11	PAOZZ	PAHZZ	PAOZZ	S4163	114350-11470	SPACER. ....	1
12	PAOZZ	PAHZZ	PAOZZ	S4163	114250-11460	GASKET. ....	1
13	PAHZZ	PAHZZ	PAHZZ	S4163	114250-11600	WASHER. ....	2
14	PAHZZ	PAHZZ	PAHZZ	S4163	26226-060502	STUD. ....	2
15	XBHZZ	XB	XBHZZ	S4163	114350-11021	HEAD, CYLINDER. ....	1
16	PAHZZ	PAHZZ	PAHZZ	S4163	26226-060552	STUD. ....	2
17	PAHZZ	PAHZZ	PAHZZ	S4163	114350-11101	VALVE, POPPET, ENGINE. ....	1
18	PAHZZ	PAHZZ	PAHZZ	S4163	114350-11113	VALVE, POPPET, ENGINE. ....	1
19	PAHZZ	PAHZZ	PAHZZ	S4163	26126-080182	STUD. ....	2
20	PAFZZ	PAOZZ	PAFZZ	S4163	22351-040008	PIN, STRAIGHT, HEADLE. ....	1
21	PAHZZ	PAHZZ	PAHZZ	S4163	114350-11340	SEAL, VALVE. ....	2
22	PAHZZ	PAHZZ	PAHZZ	S4163	114350-11120	SPRING, VALVE. ....	2
23	PAHZZ	PAHZZ	PAHZZ	S4163	101158-11180	RETAINER, SPRING. ....	2
24	PAFFF	PA000	PAFFF	S4163	714370-11660	ARM ASSEMBLY, ROCKER. .... (REFER TO FIG. 8 FOR PARTS BREAKDOWN)	1
25	PAFZZ	PAOZZ	PAFZZ	S4163	26106-080452	SCREW, HEX HEAD. ....	1
26	XBOZZ	XB	XBOZZ	S4163	114250-11951	COVER ASSEMBLY, ROCK. ....	1
27	PAOZZ	PAOZZ	PAOZZ	S4163	22312-030160	PIN, STRAIGHT, HEADLE. ....	1

END OF FIGURE

ARMY TM 9-2815-257-24P  
AIR FORCE TO 38G1-128-4  
MARINE CORPS TM 10155A/2815-24P/4

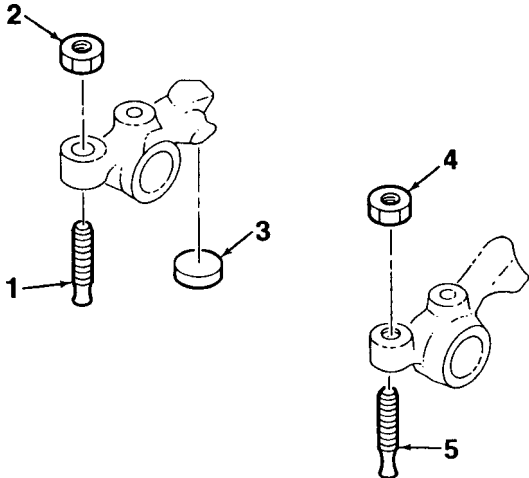


Figure 8. Rocker Arm Assembly

**ARMY TM 9-2815-257-24P**  
**AIR FORCE TO 38G1-128-4**  
**MARINE CORPS TM 10155A/2815-24P/4**

(1)	(2)		(3)	(4)	(5)	(6)	
ITEM	SMR CODE			PART	DESCRIPTION AND		
NO	ARMY	AIR FORCE	USMC	CAGEC	NUMBER	USABLE ON CODE (UOC)	QTY
GROUP 010501 ROCKER ARM ASSEMBLY FIGURE 8 ROCKER ARM ASSEMBLY							
1	PAFZZ	PAOZZ	PAFZZ	OAK42	114250-11240	SCREW, ADJUSTING, VAL.....	1
2	PAFZZ	PAOZZ	PAFZZ	S4163	26756-060002	NUT, SELF-LOCKING, HE.....	1
3	PAFZZ	PAOZZ	PAFZZ	S4163	105010-11490	CAP, VALVE.....	1
4	PAFZZ	PAOZZ	PAFZZ	S4163	26756-060002	NUT, SELF-LOCKING, HE.....	1
5	PAFZZ	PAOZZ	PAFZZ	OAK42	114250-11240	SCREW, ADJUSTING, VAL.....	1

END OF FIGURE

ARMY TM 9-2815-257-24P  
AIR FORCE TO 38G1-128-4  
MARINE CORPS TM 10155A/2815-24P/4

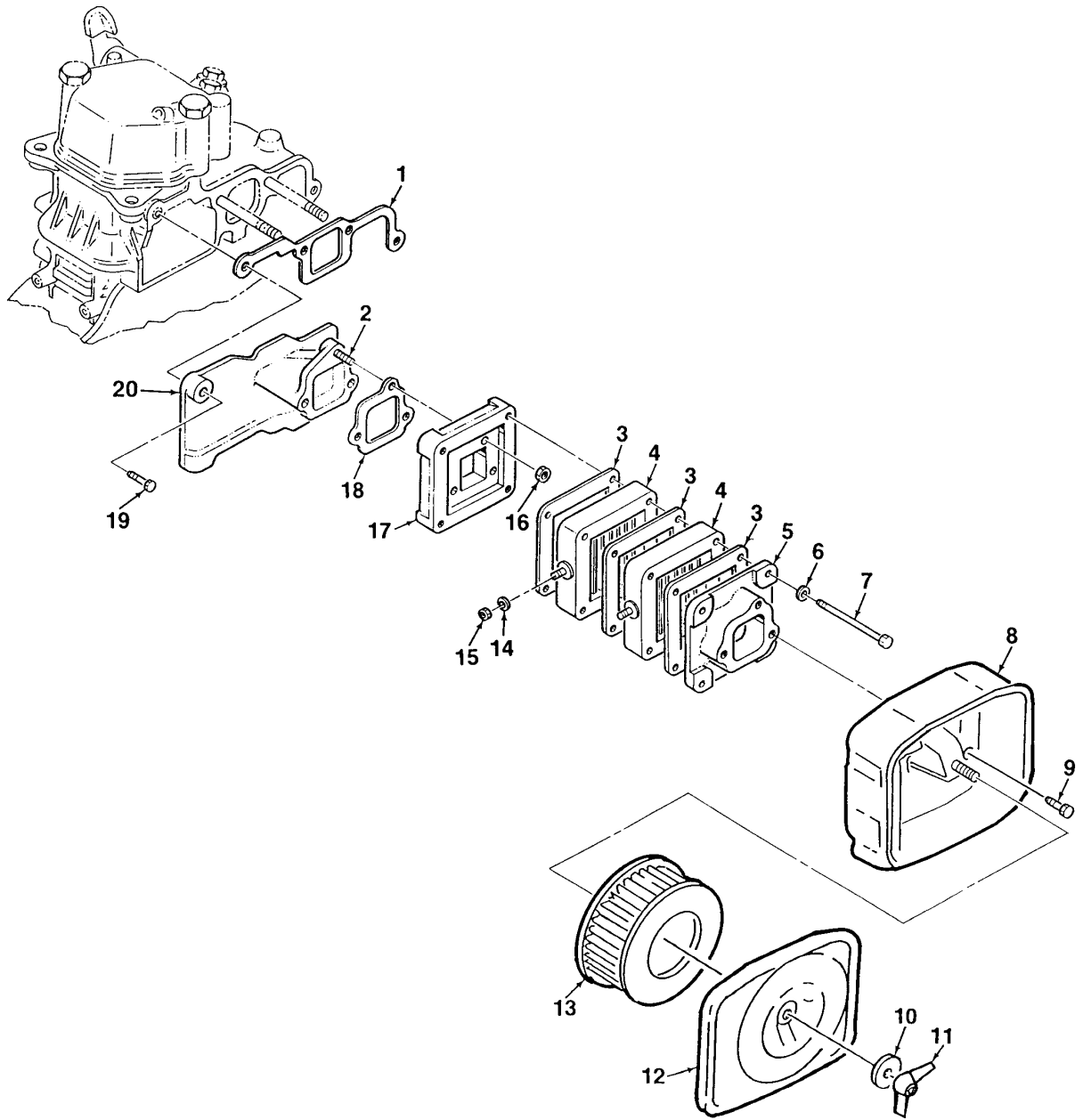


Figure 9. Air Cleaner Assembly

ARMY TM 9-2815-257-24P  
AIR FORCE TO 38G1-128-4  
MARINE CORPS TM 10155A/2815-24P/4

(1)	(2)		(3)	(4)	(5)	(6)	
ITEM NO	ARMY	SMR CODE AIR FORCE	USMC	CAGEC	PART NUMBER	DESCRIPTION AND USABLE ON CODE (UOC)	QTY
GROUP 02 AIR CLEANER ASSEMBLY							
FIGURE 9 AIR CLEANER ASSEMBLY							
1	PAOZZ	PAOZZ	PAOZZ	S4163	114350-12200	GASKET.....	1
2	PAOZZ	PAOZZ	PAOZZ	S4163	26226-060142	STUD.....	3
3	PAOZZ	PAOZZ	PAOZZ	S4163	129100-77510	GASKET.....	3
4	PAOZZ	PAOZZ	PAOZZ	S4163	129400-77501	HEATER, AIR.....	2
5	XBOZZ	XB	XBOZZ	S4163	183375-77570	ADAPTER.....	1
6	PAOZZ	PAOZZ	PAOZZ	S4163	22217-080000	WASHER, FLAT.....	4
7	PAOZZ	PAOZZ	PAOZZ	S4163	26106-080552	SCREW, HEX HEAD.....	4
8	XBOZZ	XB	XBOZZ	S4163	114250-12530	HOUSING, FILTER.....	1
9	PAOZZ	PAOZZ	PAOZZ	S4163	26106-060122	BOLT.....	3
10	PAOZZ	PAOZZ	PAOZZ	S4163	114250-12560	WASHER, SEAL.....	1
11	PAOZZ	PAOZZ	PAOZZ	S4163	114250-12550	NUT, WING.....	1
12	XBOZZ	XB	XBOZZ	S4163	114250-12520	COVER, FILTER.....	1
13	PAOZZ	PAOZZ	PAOZZ	S4163	114250-12580	ELEMENT, FILTER.....	1
14	PAOZZ	PAOZZ	PAOZZ	S4163	22217-060000	WASHER.....	2
15	PAOZZ	PAOZZ	PAOZZ	S4163	26716-060002	NUT.....	2
16	PAOZZ	PAOZZ	PAOZZ	S4163	26366-060002	NUT, HEX.....	3
17	PAOZZ	PAOZZ	PAOZZ	S4163	183375-77560	ADAPTER.....	1
18	PAOZZ	PAOZZ	PAOZZ	S4163	114250-12210	GASKET.....	1
19	PAOZZ	PAOZZ	PAOZZ	S4163	26106-060252	SCREW, HEX HEAD.....	1
20	XBOZZ	XB	XBOZZ	S4163	114350-12011	DUCT, AIR, INTAKE.....	1

END OF FIGURE

ARMY TM 9-2815-257-24P  
AIR FORCE TO 38G1-128-4  
MARINE CORPS TM 10155A/2815-24P/4

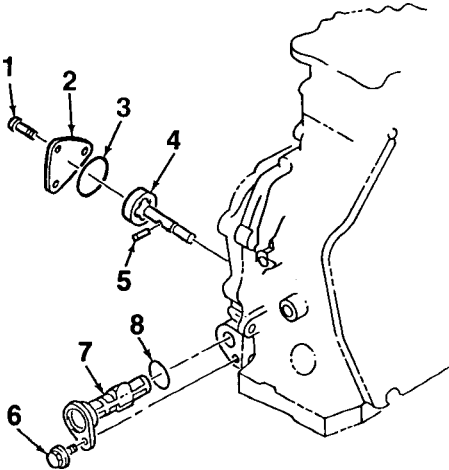


Figure 10. Oil Pump and Filter



**ARMY TM 9-2815-257-24P**  
**AIR FORCE TO 38G1-128-4**  
**MARINE CORPS TM 10155A/2815-24P/4**

(1)	(2)		(3)	(4)	(5)	(6)	
ITEM NO	ARMY	AIR FORCE	USMC	CAGEC	PART NUMBER	DESCRIPTION AND USABLE ON CODE (UOC)	QTY
<b>GROUP 03 OIL PUMP AND FILTER</b> <b>FIGURE 10 OIL PUMP AND FILTER</b>							
1	PAFZZ	PAOZZ	PAFZZ	S4163	26476-060142	SCREW, HEX HEAD.....	3
2	XBFZZ	XB	XBFZZ	S4163	114250-32070	COVER, PUMP.....	1
3	PAFZZ	PAOZZ	PAFZZ	S4163	103338-32570	O-RING.....	1
4	PAFZZ	PAOZZ	PAFZZ	S4163	114250-32010	PUMP ASSEMBLY, OIL.....	1
5	PAFZZ	PAOZZ	PAFZZ	S4163	22312-030160	PIN, STRAIGHT, HEADLE.....	1
6	PAOZZ	PAOZZ	PAOZZ	S4163	26106-060162	SCREW, HEX HEAD.....	1
7	PAOZZ	PAOZZ	PAOZZ	S4163	114250-35070	FILTER, FLUID, OIL.....	1
8	PAOZZ	PAOZZ	PAOZZ	S4163	24341-000224	O-RING.....	1

END OF FIGURE

ARMY TM 9-2815-257-24P  
AIR FORCE TO 38G1-128-4  
MARINE CORPS TM 10155A/2815-24P/4

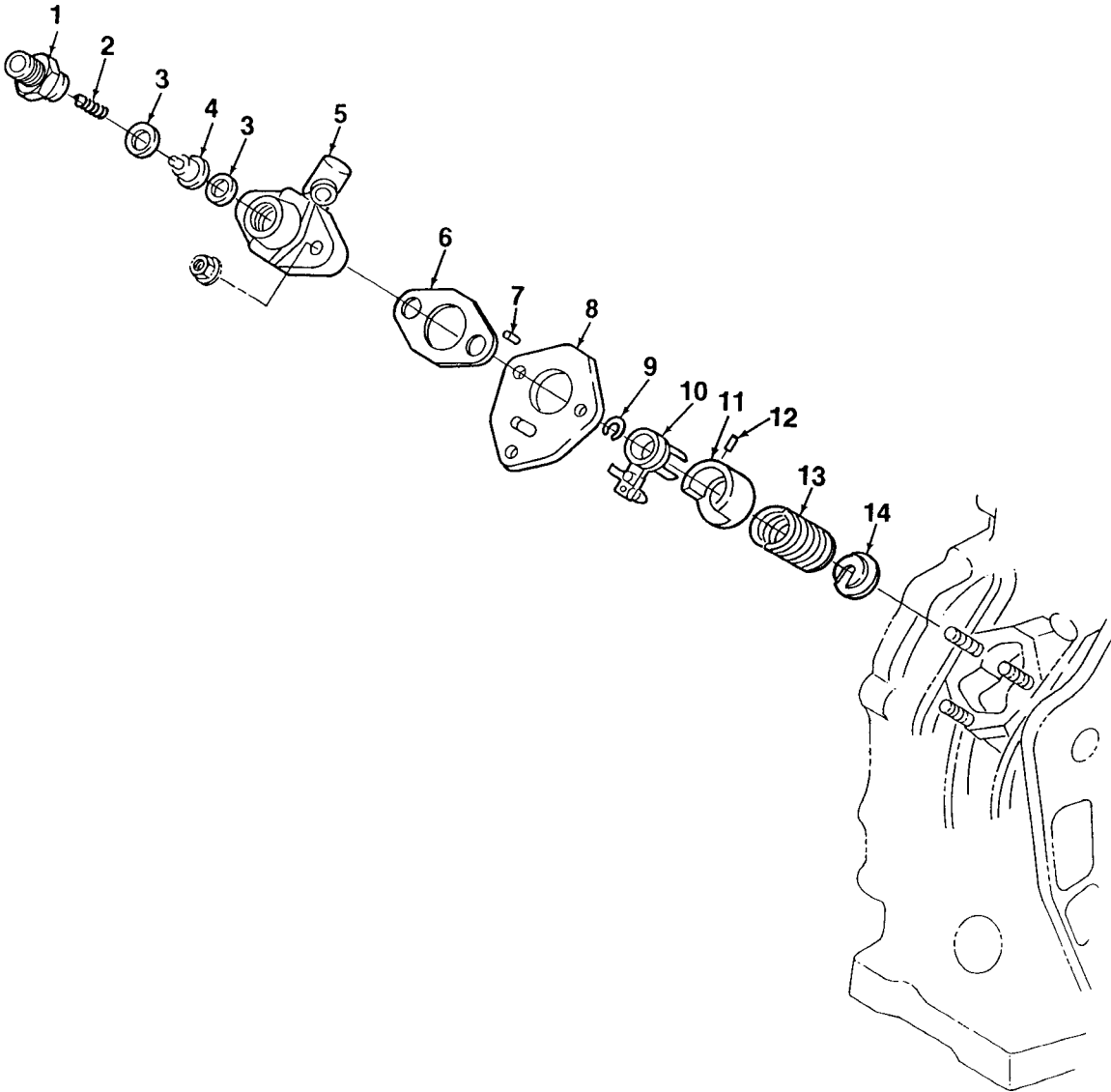


Figure 11. Injection Pump Assembly

ARMY TM 9-2815-257-24P  
 AIR FORCE TO 38G1-128-4  
 MARINE CORPS TM 10155A/2815-24P/4

(1)	(2)		(3)	(4)	(5)	(6)	
ITEM NO	ARMY	AIR FORCE	USMC	CAGEC	PART NUMBER	DESCRIPTION AND USABLE ON CODE (UOC)	QTY
GROUP 04 INJECTION PUMP ASSEMBLY FIGURE 11 INJECTION PUMP ASSEMBLY							
1	PAHZZ	PAHZZ	PAHZZ	S4163	114250-51340	HOLDER, VALVE.....	1
2	PAHZZ	PAHZZ	PAHZZ	S4163	105546-51300	SPRING.....	1
3	PAHZZ	PAHZZ	PAHZZ	S4163	124550-51350	GASKET.....	2
4	PAHZZ	PAHZZ	PAHZZ	S4163	114250-51300	VALVE ASSEMBLY.....	1
5	PAHZZ	PAHZZ	PAHZZ	S4163	114350-51200	BODY, PUMP.....	1
6	PAHZZ	PAHZZ	PAHZZ	S4163	105546-51020	GASKET.....	1
7	PAHZZ	PAHZZ	PAHZZ	S4163	22351-020006	PIN, STRAIGHT, HEADLE.....	2
8	XBHZZ	XB	XBHZZ	S4163	114250-51080	PLATE, METAL.....	1
9	PAHZZ	PAHZZ	PAHZZ	OAK42	114250-51150	RING, RETAINING.....	1
10	PAHZZ	PAHZZ	PAHZZ	S4163	114250-51600	LEVER ASSEMBLY.....	1
11	PAHZZ	PAHZZ	PAHZZ	S4163	114250-51640	SEAT, SPRING.....	1
12	PAHZZ	PAHZZ	PAHZZ	S4163	22351-030008	PIN, STRAIGHT, HEADLE.....	1
13	PAHZZ	PAHZZ	PAHZZ	S4163	114250-51160	SPRING.....	1
14	PAHZZ	PAHZZ	PAHZZ	S4163	114250-51650	SEAT, SPRING.....	1

END OF FIGURE



CROSS REFERENCE INDEXES

PART NUMBER INDEX

FSCM	PART NUMBER	STOCK NUMBER	FIGURE NO	ITEM NO
S4163	L70AE-DEGFR	2815-01-465-5993	1	1
S4163	101158-11180		7	23
S4163	102100-67080	5305-01-431-9398	1	40
S4163	103338-32570	5331-01-324-8279	10	3
S4163	103854-01221	5310-01-398-0737	3	8
S4163	105010-11490		7	6
S4163	105010-11490		8	3
S4163	105225-01240		2	11
S4163	105425-01690	4730-01-322-4956	2	16
S4163	105546-51020	5330-01-323-1551	11	6
S4163	105546-51300		11	2
S4163	114250		1	3
S4163	114250-01L		1	19
OAK42	114250-01800	5365-01-415-6744	2	20
OAK42	114250-01830	5340-01-415-3789	2	24
OAK42	114250-01840	5330-01-328-4171	2	23
OAK42	114250-02030	3110-01-417-1057	2	26
OAK42	114250-11240	2815-01-416-3333	8	1
OAK42	114250-11240	2815-01-416-3333	8	5
S4163	114250-11290		7	4
S4163	114250-11310	5330-01-326-8022	7	3
S4163	114250-11460	5330-01-326-8021	7	12
S4163	114250-11600	5310-01-431-4064	7	13
S4163	114250-11651	2990-01-428-4216	7	5
S4163	114250-11900	2815-01-324-6801	7	9
S4163	114250-11951	2815-01-324-6802	7	26
S4163	114250-12210	5331-01-326-4773	9	18
S4163	114250-12520	5340-01-323-7879	9	12
S4163	114250-12530	2940-01-389-9942	9	8
S4163	114250-12550	5310-01-327-0778	9	11
S4163	114250-12560	5310-01-322-8747	9	10
S4163	114250-12580	2940-01-310-4495	9	13
S4163	114250-14200	2815-01-323-0352	5	3
S4163	114250-14260	2815-01-323-0353	5	4
S4163	114250-21550	5310-01-431-4070	3	7
S4163	114250-23200		6	6
S4163	114250-23220		6	7
S4163	114250-23250		6	8
S4163	114250-32010	4320-01-323-0298	10	4
S4163	114250-32070	5340-01-433-5457	10	2
S4163	114250-35070	2815-01-353-7523	10	7
S4163	114250-35150		2	33
S4163	114250-45330	5330-01-330-9564	1	11
S4163	114250-51080		11	8
OAK42	114250-51150	5325-01-415-8875	11	9

**ARMY TM 9-2815-257-24P**  
**AIR FORCE TO 38G1-128-4**  
**MARINE CORPS TM 10155A/2815-24P/4**

**PART NUMBER INDEX**

FSCM	PART NUMBER	STOCK NUMBER	FIGURE NO	ITEM NO
S4163	114250-51160	5360-01-322-8628	11	13
S4163	114250-51300		11	4
S4163	114250-51340		11	1
S4163	114250-51600		11	10
S4163	114250-51640	5340-01-415-3807	11	11
S4163	114250-51650		11	14
S4163	114250-61900		1	27
S4163	114250-66050	5340-01-430-4761	1	29
S4163	114250-66200		1	33
S4163	114250-66440		1	39
S4163	114250-66550		1	25
S4163	114250-76600		1	16
S4163	114250-76610		1	15
S4163	114252-66252	5360-01-430-4108	1	30
S4163	114350		2	13
S4163	114350-01200		2	29
S4163	114350-01210		2	15
S4163	114350-01220		2	10
S4163	114350-01250		2	12
S4163	114350-01380	5331-01-446-0712	2	30
S4163	114350-01412	5330-01-466-0713	2	9
S4163	114350-02100	3110-01-465-3473	2	8
S4163	114350-02113		2	31
S4163	114350-11021		7	15
S4163	114350-11101		7	17
S4163	114350-11113		7	18
S4163	114350-11120		7	22
S4163	114350-11340		7	21
S4163	114350-11470	5365-01-322-8692	7	11
S4163	114350-12011		9	20
S4163	114350-12200	5330-01-466-0701	9	1
S4163	114350-14450	2815-01-465-9578	5	2
S4163	114350-22301	2815-01-465-6393	6	4
OAK42	114350-45320	5330-01-415-3803	1	10
OAK42	114350-45340	3040-01-423-1919	1	6
S4163	114350-51200		11	5
S4163	114360-01453		2	4
S4163	114360-45101		1	12
OAK42	114362-77010	2920-01-416-3344	1	4
S4163	114870-01340		2	14
S4163	114870-45200		1	9
S4163	114870-66010		1	31
S4163	114881-21590	2815-01-465-6703	3	6
S4163	121450-61520	3110-01-324-5719	1	20
S4163	124550-51350	5330-01-328-4169	11	3
S4163	129100-61850	5340-01-465-9004	7	2
S4163	129100-77510		9	3
S4163	129400-77501	4520-01-424-6353	9	4
S4163	135210-61090	5340-01-433-5458	1	26
OAK42	160110-02220	5330-01-324-8254	2	2

PART NUMBER INDEX

FSCM	PART NUMBER	STOCK NUMBER	FIGURE NO	ITEM NO
S4163	160120-76940	5310-01-388-8806	1	18
S4163	160725-78350	5340-01-433-5456	1	34
S4163	160842-21150	5315-01-465-9934	3	3
S4163	160842-21250		3	1
S4163	160842-21260	5310-01-466-4888	3	2
S4163	160910-01740	5342-01-415-3792	2	5
S4163	183375-77560	5365-01-419-5477	9	17
S4163	183375-77570		9	5
S4163	183720-55210	5325-01-416-3038	1	7
S4163	22137-080000	5310-01-388-8825	1	21
S4163	22217-060000		9	14
S4163	22217-080000		9	6
S4163	22252-000210	2910-01-465-8277	6	1
S4163	22312-030080		6	9
S4163	22312-030160	5315-01-431-8229	7	27
S4163	22312-030160	5315-01-431-8229	10	5
OAK42	22312-080120	5315-01-432-2457	2	7
S4163	22351-020006	5315-01-416-3131	11	7
S4163	22351-030008	5315-01-416-3128	11	12
S4163	22351-040008	5315-01-431-8230	7	20
S4163	22451-060000	4320-01-457-0232	1	28
S4163	22512-040120	5315-01-432-1210	3	5
15852	23871-010000	5365-01-431-5150	2	1
S4163	24101-062024	3110-01-322-9532	4	1
S4163	24101-062060		2	32
OAK42	24162-152112	3110-01-324-8817	2	28
S4163	24311-000180	5331-01-323-2728	2	6
S4163	24341-000224	5331-01-326-8017	10	8
S4163	26106-060082	5305-01-163-5075	1	13
S4163	26106-060122	5305-01-300-6264	9	9
S4163	26106-060162	5305-01-388-6229	10	6
S4163	26106-060202	5306-01-431-7457	1	36
S4163	26106-060252	5305-01-255-6548	9	19
S4163	26106-060552	5306-01-323-5440	7	1
S4163	26106-080122		2	27
OAK42	26106-080352	5306-01-431-7461	2	3
S4163	26106-080452	5306-01-388-6230	7	25
S4163	26106-080552		9	7
S4163	26116-040088	5306-01-431-7458	1	44
S4163	26126-080182		7	19
S4163	26226-060142	5307-01-323-5505	9	2
S4163	26226-060182		2	21
S4163	26226-060222		2	22
S4163	26226-060502	5307-01-323-5503	7	14
S4163	26226-060552	5307-01-323-5504	7	16
S4163	26346-060002	5310-01-431-4071	1	32
S4163	26366-060002		2	25
S4163	26366-060002		7	8
S4163	26366-060002		9	16
S4163	26476-060142	5306-01-388-7402	1	35
S4163	26476-060142	5306-01-388-7402	10	1

**ARMY TM 9-2815-257-24P  
 AIR FORCE TO 38G1-128-4  
 MARINE CORPS TM 10155A/2815-24P/4**

**PART NUMBER INDEX**

FSCM	PART NUMBER	STOCK NUMBER	FIGURE NO	ITEM NO
S4163	26476-060202		1	8
S4163	26476-060252	5305-01-069-8235	1	17
S4163	26696-100002	5310-01-431-4066	1	24
S4163	26716-060002		9	15
S4163	26756-060002	5310-01-431-4065	1	38
S4163	26756-060002	5310-01-431-4065	8	2
S4163	26756-060002	5310-01-431-4065	8	4
S4163	27310-060001		7	7
OAK42	43400-500490	5330-01-326-2669	2	17
S4163	714268-66500	4320-01-457-0221	1	37
S4163	714350-23600	3110-01-465-6215	6	10
S4163	714350-23610		6	10
S4163	714350-23620		6	10
S4163	714350-23704	2805-01-465-7528	6	5
S4163	714350-53100		3	10
S4163	714350-61500	2990-01-465-5995	1	23
S4163	714370-11660	2815-01-465-9601	7	24
S4163	714388		2	36
S4163	714388-21700	2815-01-465-9612	3	4
S4163	714388-21740		3	4
S4163	714388-21760		3	4
S4163	714770-61700	2990-01-353-7531	1	22
S4163	714870		2	35
S4163	714870-22500		6	3
S4163	714870-22540		6	3
S4163	714870-22550		6	3
S4163	714870-28510	2815-01-465-6729	4	2
S4163	714870-51700		1	2
S4163	714871		1	5
S4163	714871-01560		2	19
S4163	714880-CAM		2	37
S1463	714880-PISTON		2	34
S4163	714880-14580	2815-01-465-9616	5	1
S4163	714880-22580		6	2
S4163	714880-22620		6	2
S4163	714880-22720		6	2
S4163	714880-76820		1	14



NATIONAL STOCK NUMBER INDEX

STOCK NUMBER	FIGURE	ITEM	STOCK NUMBER	FIGURE	ITEM
5305-01-069-8235	1	17	5340-01-415-3807	11	11
5305-01-163-5075	1	13	5365-01-415-6744	2	20
5305-01-255-6548	9	19	5325-01-415-8875	11	9
5305-01-300-6264	9	9	5325-01-416-3038	1	7
2940-01-310-4495	9	13	5315-01-416-3128	11	12
4730-01-322-4956	2	16	5315-01-416-3131	11	7
5360-01-322-8623	7	28	2815-01-416-3333	8	1
5360-01-322-8628	11	13	2815-01-416-3333	8	5
5365-01-322-8692	7	11	2920-01-416-3344	1	4
5310-01-322-8747	9	10	3110-01-417-1057	2	26
3110-01-322-9532	4	1	5365-01-419-5477	9	17
4320-01-323-0298	10	4	3040-01-423-1919	1	6
2815-01-323-0352	5	3	4520-01-424-6353	9	4
2815-01-323-0353	5	4	2990-01-428-4216	7	5
5330-01-323-1551	11	6	5360-01-430-4108	1	30
5331-01-323-2728	2	6	5340-01-430-4761	1	29
3040-01-323-3294	7	29	5310-01-431-4064	7	13
5306-01-323-5440	7	1	5310-01-431-4065	1	38
5307-01-323-5503	7	14	5310-01-431-4065	8	2
5307-01-323-5504	7	16	5310-01-431-4065	8	4
5307-01-323-5505	9	2	5310-01-431-4066	1	24
5342-01-323-7866	1	19	5310-01-431-4070	3	7
5340-01-323-7879	9	12	5310-01-431-4071	1	32
3110-01-324-5719	1	20	5365-01-431-5150	2	1
2815-01-324-6801	7	9	5306-01-431-7457	1	36
2815-01-324-6802	7	26	5306-01-431-7458	1	34
5330-01-324-8254	2	2	5306-01-431-7461	2	3
5331-01-324-8279	10	3	5315-01-431-8229	7	27
3110-01-324-8817	2	28	5315-01-431-8229	10	5
2815-01-324-9200	1	20	5315-01-431-8230	7	20
5330-01-326-2669	2	17	5305-01-431-9398	1	40
5331-01-326-4773	9	18	5315-01-432-1210	3	5
5331-01-326-8017	10	8	5315-01-432-2457	2	7
5330-01-326-8021	7	12	5340-01-433-5456	1	34
5330-01-326-8022	7	3	5340-01-433-5457	10	2
5310-01-327-0778	9	11	5340-01-433-5458	1	26
5330-01-328-4169	11	3	5331-01-446-0712	2	30
5330-01-328-4171	2	23	4320-01-457-0221	1	37
5330-01-330-9564	1	11	4320-01-457-0232	1	28
2815-01-353-7523	10	7	3110-01-465-3473	2	8
2990-01-353-7531	1	22	2815-01-465-5993	1	1
5305-01-388-6229	10	6	2990-01-465-5995	1	23
5306-01-388-6230	7	25	3110-01-465-6215	6	10
5306-01-388-7402	1	35	2815-01-465-6393	6	4
5306-01-388-7402	10	1	2815-01-465-6703	3	6
5310-01-388-8806	1	18	2815-01-465-6729	4	2
5310-01-388-8825	1	21	2805-01-465-7528	6	5
2940-01-389-9942	9	8	2910-01-465-8277	6	1
5310-01-398-0737	3	8	5340-01-465-9004	7	2
5340-01-415-3789	2	24	2815-01-465-9578	5	2
5342-01-415-3792	2	5	2815-01-465-9601	7	24
5330-01-415-3803	1	10	2815-01-465-9612	3	4

**ARMY TM 9-2815-257-24P**  
**AIR FORCE TO 38G1-128-4**  
**MARINE CORPS TM 10155A/2815-24P/4**

NATIONAL STOCK NUMBER INDEX					
STOCK NUMBER	FIGURE	ITEM	STOCK NUMBER	FIGURE	ITEM
2815-01-465-9616	5	1	5330-01-466-0713	2	9
5315-01-465-9934	3	3	5310-01-466-4888	3	2
5330-01-466-0701	9	1			

FIGURE AND ITEM NUMBER INDEX

FIGURE NO	ITEM NO	STOCK NUMBER	FSCM	PART NUMBER
1	1	2815-01-465-5993	S4163	L70AE-DEGFR
1	2		S4163	714870-51700
1	3		S4163	114250
1	4	2920-01-416-3344	OAK42	114362-77010
1	5		S4163	714871
1	6	3040-01-423-1919	OAK42	114350-45340
1	7	5325-01-416-3038	S4163	183720-55210
1	8		S4163	26476-060202
1	9		S4163	114870-45200
1	10	5330-01-415-3803	OAK42	114350-45320
1	11	5330-01-330-9564	S4163	114250-45330
1	12		S4163	114360-45101
1	13	5305-01-163-5075	S4163	26106-060082
1	14		S4163	714880-76820
1	15		S4163	114250-76610
1	16		S4163	114250-76600
1	17	5305-01-069-8235	S4163	26476-060252
1	18	5310-01-388-8806	S4163	160120-76940
1	19		S4163	114250-01L
1	20	3110-01-324-5719	S4163	121450-61520
1	21	5310-01-388-8825	S4163	22137-080000
1	22	2990-01-353-7531	S4163	714770-61700
1	23	2990-01-465-5995	S4163	714350-61500
1	24	5310-01-431-4066	S4163	26696-100002
1	25		S4163	114250-66550
1	26	5340-01-433-5458	S4163	135210-61090
1	27		S4163	114250-61900
1	28	4320-01-457-0232	S4163	22451-060000
1	29	5340-01-430-4761	S4163	114250-66050
1	30	5360-01-430-4108	S4163	114252-66252
1	31		S4163	114870-66010
1	32	5310-01-431-4071	S4163	26346-060002
1	33		S4163	114250-66200
1	34	5340-01-433-5456	S4163	160725-78350
1	35	5306-01-388-7402	S4163	26476-060142
1	36	5306-01-431-7457	S4163	26106-060202
1	37	4320-01-457-0221	S4163	714268-66500
1	38	5310-01-431-4065	S4163	26756-060002
1	39		S4163	114250-66440
1	40	5305-01-431-9398	S4163	102100-67080
2	1	5365-01-431-5150	15852	23871-010000
2	2	5330-01-324-8254	OAK42	160110-02220
2	3	5306-01-431-7461	OAK42	26106-080352
2	4		S4163	114360-01453
2	5	5342-01-415-3792	S4163	160910-01740
2	6	5331-01-323-2728	S4163	24311-000180
2	7	5315-01-432-2457	OAK42	22312-080120
2	8	3110-01-465-3473	S4163	114350-02100

ARMY TM 9-2815-257-24P  
 AIR FORCE TO 38G1-128-4  
 MARINE CORPS TM 10155A/2815-24P/4

FIGURE AND ITEM NUMBER INDEX

FIGURE NO	ITEM NO	STOCK NUMBER	FSCM	PART NUMBER
2	9	5330-01-466-0713	S4163	114350-01412
2	10		S4163	114350-01220
2	11		S4163	105225-01240
2	12		S4163	114350-01250
2	13		S4163	114350
2	14		S4163	114870-01340
2	15		S4163	114350-01210
2	16	4730-01-322-4956	S4163	105425-01690
2	17	5330-01-326-2669	OAK42	43400-500490
2	18	5330-01-324-8254	OAK42	160110-02220
2	19		S4163	714871-01560
2	20	5365-01-415-6744	OAK42	114250-01800
2	21		S4163	26226-060182
2	22		S4163	26226-060222
2	23	5330-01-328-4171	OAK42	114250-01840
2	24	5340-01-415-3789	OAK42	114250-01830
2	25		S4163	26366-060002
2	26	3110-01-417-1057	OAK42	114250-02030
2	27		S4163	26106-080122
2	28	3110-01-324-8817	OAK42	24162-152112
2	29		S4163	114350-01200
2	30	5331-01-446-0712	S4163	114350-01380
2	31		S4163	114350-02113
2	32		S4163	24101-062060
2	33		S4163	114250-35150
2	34		S1463	714880-PISTON
2	35		S4163	714870
2	36		S4163	714388
2	37		S4163	714880-CAM
3	1		S4163	160842-21250
3	2	5310-01-466-4888	S4163	160842-21260
3	3	5315-01-465-9934	S4163	160842-21150
3	4	2815-01-465-9612	S4163	714388-21700
3	4		S4163	714388-21740
3	4		S4163	714388-21760
3	5	5315-01-432-1210	S4163	22512-040120
3	6	2815-01-465-6703	S4163	114881-21590
3	7	5310-01-431-4070	S4163	114250-21550
3	8	5310-01-398-0737	S4163	103854-01221
4	1	3110-01-322-9532	S4163	24101-062024
4	2	2815-01-465-6729	S4163	714870-28510
5	1	2815-01-465-9616	S4163	714880-14580
5	2	2815-01-465-9578	S4163	114350-14450
5	3	2815-01-323-0352	S4163	114250-14200
5	4	2815-01-323-0353	S4163	114250-14260
6	1	2910-01-465-8277	S4163	22252-000210
6	2		S4163	714880-22580
6	2		S4163	714880-22620
6	2		S4163	714880-22720
6	3		S4163	714870-22500
6	3		S4163	714870-22540
6	3		S4163	714870-22550

**ARMY TM 9-2815-257-24P  
AIR FORCE TO 38G1-128-4  
MARINE CORPS TM 10155A/2815-24P/4**

**FIGURE AND ITEM NUMBER INDEX**

FIGURE NO	ITEM NO	STOCK NUMBER	FSCM	PART NUMBER
6	4	2815-01-465-6393	S4163	114350-22301
6	5	2805-01-465-7528	S4163	714350-23704
6	6		S4163	114250-23200
6	7		S4163	114250-23220
6	8		S4163	114250-23250
6	9		S4163	22312-030080
6	10	3110-01-465-6215	S4163	714350-23600
6	10		S4163	714350-23610
6	10		S4163	714350-23620
7	1	5306-01-323-5440	S4163	26106-060552
7	2	5340-01-465-9004	S4163	129100-61850
7	3	5330-01-326-8022	S4163	114250-11310
7	4		S4163	114250-11290
7	5	2990-01-428-4216	S4163	114250-11651
7	6		S4163	105010-11490
7	7		S4163	27310-060001
7	8		S4163	26366-060002
7	9	2815-01-324-6801	S4163	114250-11900
7	10		S4163	714350-53100
7	11	5365-01-322-8692	S4163	114350-11470
7	12	5330-01-326-8021	S4163	114250-11460
7	13	5310-01-431-4064	S4163	114250-11600
7	14	5307-01-323-5503	S4163	26226-060502
7	15		S4163	114350-11021
7	16	5307-01-323-5504	S4163	26226-060552
7	17		S4163	114350-11101
7	18		S4163	114350-11113
7	19		S4163	26126-080182
7	20	5315-01-431-8230	S4163	22351-040008
7	21		S4163	114350-11340
7	22		S4163	114350-11120
7	23		S4163	101158-11180
7	24	2815-01-465-9601	S4163	714370-11660
7	25	5306-01-388-6230	S4163	26106-080452
7	26	2815-01-324-6802	S4163	114250-11951
7	27	5315-01-431-8229	S4163	22312-030160
8	1	2815-01-416-3333	OAK42	114250-11240
8	2	5310-01-431-4065	S4163	26756-060002
8	3		S4163	105010-11490
8	4	5310-01-431-4065	S4163	26756-060002
8	5	2815-01-416-3333	OAK42	114250-11240
9	1	5330-01-466-0701	S4163	114350-12200
9	2	5307-01-323-5505	S4163	26226-060142
9	3		S4163	129100-77510
9	4	4520-01-424-6353	S4163	129400-77501
9	5		S4163	183375-77570
9	6		S4163	22217-080000
9	7		S4163	26106-080552
9	8	2940-01-389-9942	S4163	114250-12530
9	9	5305-01-300-6264	S4163	26106-060122

ARMY TM 9-2815-257-24P  
 AIR FORCE TO 38G1-128-4  
 MARINE CORPS TM 10155A/2815-24P/4

FIGURE AND ITEM NUMBER INDEX

FIGURE NO	ITEM NO	STOCK NUMBER	FSCM	PART NUMBER
9	10	5310-01-322-8747	S4163	114250-12560
9	11	5310-01-327-0778	S4163	114250-12550
9	12	5340-01-323-7879	S4163	114250-12520
9	13	2940-01-310-4495	S4163	114250-12580
9	14		S4163	22217-060000
9	15		S4163	26716-060002
9	16		S4163	26366-060002
9	17	5365-01-419-5477	S4163	183375-77560
9	18	5331-01-326-4773	S4163	114250-12210
9	19	5305-01-255-6548	S4163	26106-060252
9	20		S4163	114350-12011
10	1	5306-01-388-7402	S4163	26476-060142
10	2	5340-01-433-5457	S4163	114250-32070
10	3	5331-01-324-8279	S4163	103338-32570
10	4	4320-01-323-0298	S4163	114250-32010
10	5	5315-01-431-8229	S4163	22312-030160
10	6	5305-01-388-6229	S4163	26106-060162
10	7	2815-01-353-7523	S4163	114250-35070
10	8	5331-01-326-8017	S4163	24341-000224
11	1		S4163	114250-51340
11	2		S4163	105546-51300
11	3	5330-01-328-4169	S4163	124550-51350
11	4		S4163	114250-51300
11	5		S4163	114350-51200
11	6	5330-01-323-1551	S4163	105546-51020
11	7	5315-01-416-3131	S4163	22351-020006
11	8		S4163	114250-51080
11	9	5325-01-415-8875	OAK42	114250-51150
11	10		S4163	114250-51600
11	11	5340-01-415-3807	S4163	114250-51640
11	12	5315-01-416-3128	S4163	22351-030008
11	13	5360-01-322-8628	S4163	114250-51160
11	14		S4163	114250-51650

RECOMMENDED CHANGES TO EQUIPMENT TECHNICAL



THEN ... JOT DOWN THE ABOUT IT ON THIS CAREFULLY TEAR IT FOLD IT AND DROP IT IN MAIL

SOMETHING WRONG WITH THIS

FROM: (PRINT YOUR UNIT'S COMPLETE  
Commander  
Stateside Army  
ATTN: AMSTA-  
Stateside, N.J. 07703-

DATE SENT  
10 July 1975

PUBLICATION TM 11-5840-340-20P	PUBLICATION 23 Jan 74	PUBLICATION Radar Set AN/PRC-
-----------------------------------	--------------------------	----------------------------------

BE EXACT PIN-POINT WHERE IT				IN THIS SPACE TELL WHAT IS WRONG AND WHAT SHOULD BE DONE ABOUT IT:
PAGE NO	PARA GRAPH	FIGURE NO	TABLE NO	
2-25	2-28			<p>Recommend that the installation antenna procedure be changed throughout to specify a 20 antenna lag rather than</p> <p>REASON: Experience has shown that with only a 10 the antenna servo system is too sensitive to wind gusting excess of 25 knots, and has a tendency to rapidly and decelerate as it hunts, causing strain to the drive Hunting is minimized by adjusting the lag to 20 degradation of</p>
3-10	3-3		3-1	<p>Item 5, Functional column. Change "2 dB" to "3</p> <p>REASON: The adjustment procedure for the TRANS FAULT indicator calls for a 3 dB (500 watts) adjustment to the TRANS POWER FAULT</p>
5-6	5-8			<p>Add new step f.1 to read, "Replace cover plate removed step c. 1. above."</p> <p>REASON: To replace the cover</p>
		FO-3		<p>Zone C 3. On J1-2, change "+24 VDC" to "+5</p> <p>REASON: This is the output line of the 5 VDC power +24 VDC is the input</p>

FEAR ALONG DO

SAMPLE

PRINTED NAME, GRADE OR TITLE AND TELEPHONE SSG I. M. DeSpirito 999-1776	SIGNATURE 
--	---------------

FILL IN YOUR  
UNIT'S ADDRESS

FOLD BACK

DEPARTMENT OF THE ARMY

OFFICIAL BUSINESS

PLEASE  
AFFIX  
STAMP  
POSTAGE  
REQUIRED

TEAR ALONG DOTTED LINE

**SAMPLE**

**Commander  
U.S. Army Communications-Electronics Command  
and Fort Monmouth  
ATTN: AMSEL-LC-LEO-D-CS-CFO  
Fort Monmouth, New Jersey 07703-5000**



RECOMMENDED CHANGES TO EQUIPMENT TECHNICAL PUBLICATIONS

**SOMETHING WRONG WITH THIS PUBLICATION**



*THEN ... JOT DOWN THE INFO ABOUT IT ON THIS FORM. CAREFULLY TEAR IT OUT. FOLD IT AND DROP IT IN THE MAIL.*

FROM: (PRINT YOUR UNIT'S COMPLETE ADDRESS)

DATE SENT

PUBLICATION NUMBER

PUBLICATION DATE

PUBLICATION TITLE

BE EXACT PIN-POINT WHERE IT IS

PAGE NO

PARA-GRAPH

FIGURE NO

TABLE NO

IN THIS SPACE TELL WHAT IS WRONG AND WHAT SHOULD BE DONE ABOUT IT:

TEAR ALONG DOTTED LINE

PRINTED NAME, GRADE OR TITLE AND TELEPHONE NUMBER

SIGN HERE

FILL IN YOUR  
UNIT'S ADDRESS

FOLD BACK

DEPARTMENT OF THE ARMY

\_\_\_\_\_  
\_\_\_\_\_

OFFICIAL BUSINESS

PLEASE  
AFFIX  
STAMP  
POSTAGE  
REQUIRED

TEAR ALONG DOTTED LINE

**Commander**  
**U.S. Army Communications-Electronics Command**  
**and Fort Monmouth**  
**ATTN: AMSEL-LC-LEO-D-CS-CFO**  
**Fort Monmouth, New Jersey 07703-5006**

RECOMMENDED CHANGES TO EQUIPMENT TECHNICAL PUBLICATIONS

**SOMETHING WRONG WITH THIS PUBLICATION**



*THEN ... JOT DOWN THE INFO ABOUT IT ON THIS FORM. CAREFULLY TEAR IT OUT. FOLD IT AND DROP IT IN THE MAIL.*

FROM: (PRINT YOUR UNIT'S COMPLETE ADDRESS)

DATE SENT

PUBLICATION NUMBER

PUBLICATION DATE

PUBLICATION TITLE

BE EXACT PIN-POINT WHERE IT IS

PAGE NO

PARA-GRAPH

FIGURE NO

TABLE NO

IN THIS SPACE TELL WHAT IS WRONG AND WHAT SHOULD BE DONE ABOUT IT:

TEAR ALONG DOTTED LINE

PRINTED NAME, GRADE OR TITLE AND TELEPHONE NUMBER

SIGN HERE

FILL IN YOUR  
UNIT'S ADDRESS

FOLD BACK

DEPARTMENT OF THE ARMY

\_\_\_\_\_  
\_\_\_\_\_

OFFICIAL BUSINESS

PLEASE  
AFFIX  
STAMP  
POSTAGE  
REQUIRED

TEAR ALONG DOTTED LINE

**Commander**  
**U.S. Army Communications-Electronics Command**  
**and Fort Monmouth**  
**ATTN: AMSEL-LC-LEO-D-CS-CFO**  
**Fort Monmouth, New Jersey 07703-5006**

RECOMMENDED CHANGES TO EQUIPMENT TECHNICAL PUBLICATIONS

**SOMETHING WRONG WITH THIS PUBLICATION**



*THEN ... JOT DOWN THE INFO ABOUT IT ON THIS FORM. CAREFULLY TEAR IT OUT. FOLD IT AND DROP IT IN THE MAIL.*

FROM: (PRINT YOUR UNIT'S COMPLETE ADDRESS)

DATE SENT

PUBLICATION NUMBER

PUBLICATION DATE

PUBLICATION TITLE

BE EXACT PIN-POINT WHERE IT IS

PAGE NO	PARA-GRAPH	FIGURE NO	TABLE NO
---------	------------	-----------	----------

IN THIS SPACE TELL WHAT IS WRONG AND WHAT SHOULD BE DONE ABOUT IT:

TEAR ALONG DOTTED LINE

PRINTED NAME, GRADE OR TITLE AND TELEPHONE NUMBER

SIGN HERE

FILL IN YOUR  
UNIT'S ADDRESS

FOLD BACK

DEPARTMENT OF THE ARMY

\_\_\_\_\_  
\_\_\_\_\_

OFFICIAL BUSINESS


PLEASE  
AFFIX  
STAMP  
POSTAGE  
REQUIRED

TEAR ALONG DOTTED LINE

**Commander**  
**U.S. Army Communications-Electronics Command**  
**and Fort Monmouth**  
**ATTN: AMSEL-LC-LEO-D-CS-CFO**  
**Fort Monmouth, New Jersey 07703-5006**

By Order of the Secretary of the Army:

Official:

  
JOEL B. HUDSON  
*Administrative Assistant to the  
Secretary of the Army*  
0104402

ERIC K. SHINSEKI  
*General, United States Army  
Chief of Staff*

By Order of the Secretary of the Marine Corps:

RANDALL P. SHOCKEY  
*Director, Program Support  
Marine Corps Systems Command*

By Order of the Secretary of the Air Force:

Official:

LESTER L. LYLES  
*General, United States Air Force  
Commander, AFMC*

MICHAEL E. RYAN  
*General, United States Air Force  
Chief of Staff*

DISTRIBUTION:

To be distributed in accordance with the initial distribution number (IDN) 256663 requirements for TM 9-2815-257-24P.





This fine document...

Was brought to you by me:



## [Liberated Manuals -- free army and government manuals](#)

Why do I do it? I am tired of sleazy CD-ROM sellers, who take publicly available information, slap “watermarks” and other junk on it, and sell it. Those masters of search engine manipulation make sure that their sites that sell free information, come up first in search engines. They did not create it... They did not even scan it... Why should they get your money? Why are not letting you give those free manuals to your friends?

I am setting this document FREE. This document was made by the US Government and is NOT protected by Copyright. Feel free to share, republish, sell and so on.

I am not asking you for donations, fees or handouts. If you can, please provide a link to [liberatedmanuals.com](http://liberatedmanuals.com), so that free manuals come up first in search engines:

<A HREF=<http://www.liberatedmanuals.com/>>Free Military and Government Manuals</A>

– Sincerely  
Igor Chudov  
<http://igor.chudov.com/>